

AUGUST, 2025

Colorado Department of Public Safety

Division of Criminal Justice

Office for Victims Programs



COLORADO
Division of Criminal Justice
Department of Public Safety



Colorado Crime Victim Compensation Program Report Federal Fiscal Year 2024

The Division of Criminal Justice is committed to the full inclusion of all individuals, and we are continually making changes to improve accessibility and usability of our services.

As part of this commitment,

the Division of Criminal Justice Division is prepared to offer reasonable accommodations for those who have difficulty engaging with our content.

As an example, documents can be produced in an alternative file format upon request.

To request this and other accommodations, or to discuss your needs further, please contact The Office of Victims Programs at 720 672-2166 or kate.horn-murphy@state.co.us

Crime Victim Compensation Financial Assistance for Victims of Violent Crimes

OFFICE FOR VICTIMS PROGRAMS MISSION

To support victims/survivors, communities, service providers, and agencies
using our diverse expertise and backgrounds by:

- Serving as good stewards in the dissemination of public funds;
 - Bridging the gap between victims/survivors and the criminal justice system, helping them navigate its complexities while promoting fairness and justice;
 - Training across multiple sectors to strengthen the capabilities of agencies;
 - Collaborating with communities, policy makers, and stakeholders to enhance the response to victims/survivors of crime;
 - Influencing public policy that prioritizes victims' rights, safety, and healing.
-

Stan Hilkey

Department of Public Safety Executive Director

Matthew M. Lunn, Ph.D.

Division of Criminal Justice Director

Kelly Kissell

Office for Victims Programs Manager

Amanda Odle

Financial Grants Team Supervisor

Berit Evans

Program Assistant

Kate Horn-Murphy

State Crime Victim Compensation & Local VALE Administrator

COLORADO DEPARTMENT OF PUBLIC SAFETY

DIVISION OF CRIMINAL JUSTICE OFFICE FOR VICTIMS PROGRAMS

700 KIPLING STREET, SUITE 1000

DENVER, CO 80215

PHONE: 303-239-5719 / TOLL FREE 1-888-282-1080

FAX: 303-239-5743

WEBSITE: dcj.colorado.gov/crime-victim-compensation

Table of Contents

Executive Summary	4
FFY24 Colorado Top 5 Crime Type Expenditures	4
FFY24 Colorado Top 5 CVC Service Expenditures.....	4
Colorado CVC Programs Ability to Meet Crime Victim Needs	5
Colorado Crime Victim Compensation Program Structure	6
Colorado 2024 CVC Statute Changes	7
Colorado Judicial District Map	9
Colorado Crime Victim Compensation State Funding Sources	10
Colorado CVC Funds Available to Help Crime Victims	11
Victims of Crime Act (VOCA) Victim Compensation (VC) Funds	12
Colorado Supplemental VOCA VC Grant Funds Received	12
Colorado VOCA VC Grant Funds Overview	13
VOCA VC Grant OVP Application and Award Process.....	13
LOCAL CVC PROGRAMS VOCA CVC GRANT FUND ALLOCATIONS	14
Five Year Average FFY CVC Payments By Crime & Service Categories	15
Colorado FFY24 CVC Paid By Compensable Crime.....	16
FFY24 Colorado Crime Victim Compensation Claim Demographics	17
Colorado FFY24 CVC Individual Judicial District Reports	18
1 st Judicial District	19
2 nd Judicial District	21
3 rd Judicial District.....	23
4 th Judicial District	25
5 th Judicial District.....	27
6 th Judicial District.....	29
7 th Judicial District.....	31
8 th Judicial District.....	33
9 th Judicial District.....	35
10 th Judicial District	37
11 th Judicial District	39
12 th Judicial District	41
13 th Judicial District	43
13 th Judicial District	44
14 th Judicial District	45
15 th Judicial District	47
16 th Judicial District	49
17 th Judicial District	51
18 th Judicial District	53
19 th Judicial District	55
20 th Judicial District	57
21 st Judicial District.....	59
22 nd Judicial District	61
Colorado Crime Victim Compensation Contact Information	i

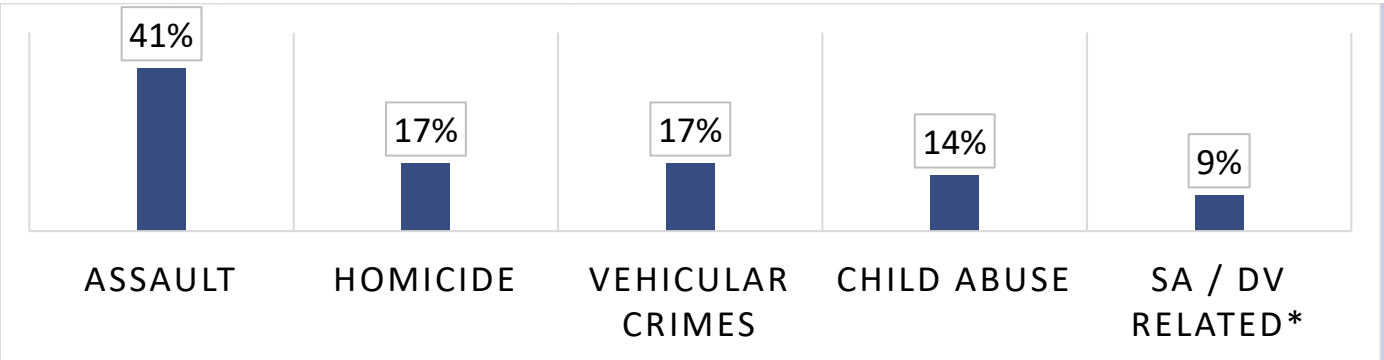
Executive Summary

Nationally, Colorado ranks 6th in the total amount of Crime Victim Compensation (CVC) funds disbursed to help victims. As one of only two states with a decentralized Crime Victim Compensation program structure, local Colorado judicial district CVC programs assisted more victims in Federal Fiscal Year 2024 (FFY24) than 45 other states and U.S. territories. *(Source: OVC 2024 Federal CVC Grant Formula Chart; federal fiscal year: October 1 through September 30).*

- ❖ **\$15,210,883 TOTAL CVC FUNDS PAID** by local CVC Programs for tangible financial losses
- ❖ **10,070 TOTAL CRIME VICTIMS ASSISTED**
 - 29% domestic violence survivors and their children
 - 23% child survivors of neglect, physical and sexual abuse
- ❖ **\$4,920,671 TOTAL CRIMINAL CONVICTION SURCHARGES COLLECTED**
 - Approximate 6% increase from FFY23 (\$4,624,227)
- ❖ **\$6,027,000 TOTAL STATE REVENUE AVAILABLE**
 - Approximate 4% increase from FFY223 (\$5,757,682)

FFY24 Colorado Top 5 Crime Type Expenditures

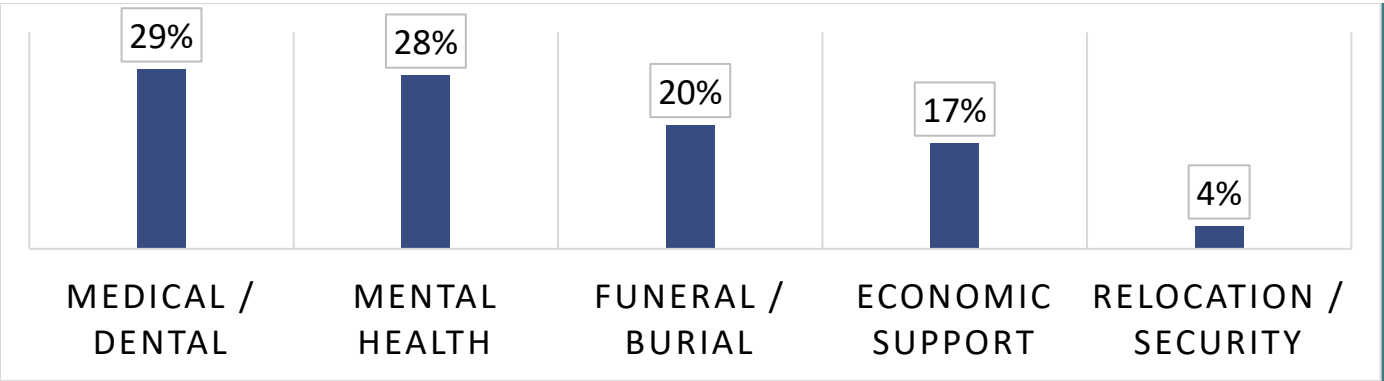
Figure 1 highlights the top 5 CVC compensable crimes paid in FFY24



*Sexual Assault / Domestic Violence Related

FFY24 Colorado Top 5 CVC Service Expenditures

Figure 2 highlights the top five CVC compensable services paid in FFY24



Colorado CVC Programs Ability to Meet Crime Victim Needs

Pursuant to state statute, funds for local CVC programs are assessed and collected from offenders who are convicted of or receive a deferred sentence for felony and misdemeanor crimes as well as specific traffic offenses. Local judicial district, county and traffic court assessed surcharges, as well as court ordered restitution collected, provide 61% of funds available to local CVC programs.

Local CVC programs *do not receive funds from the state general fund*, which supports other basic state-funded services, such as K-12 education, prisons, courts, and public defender assistance. Local judicial district court collections, CVC program's primary funding source, has declined 15% each federal fiscal year beginning since 2018.

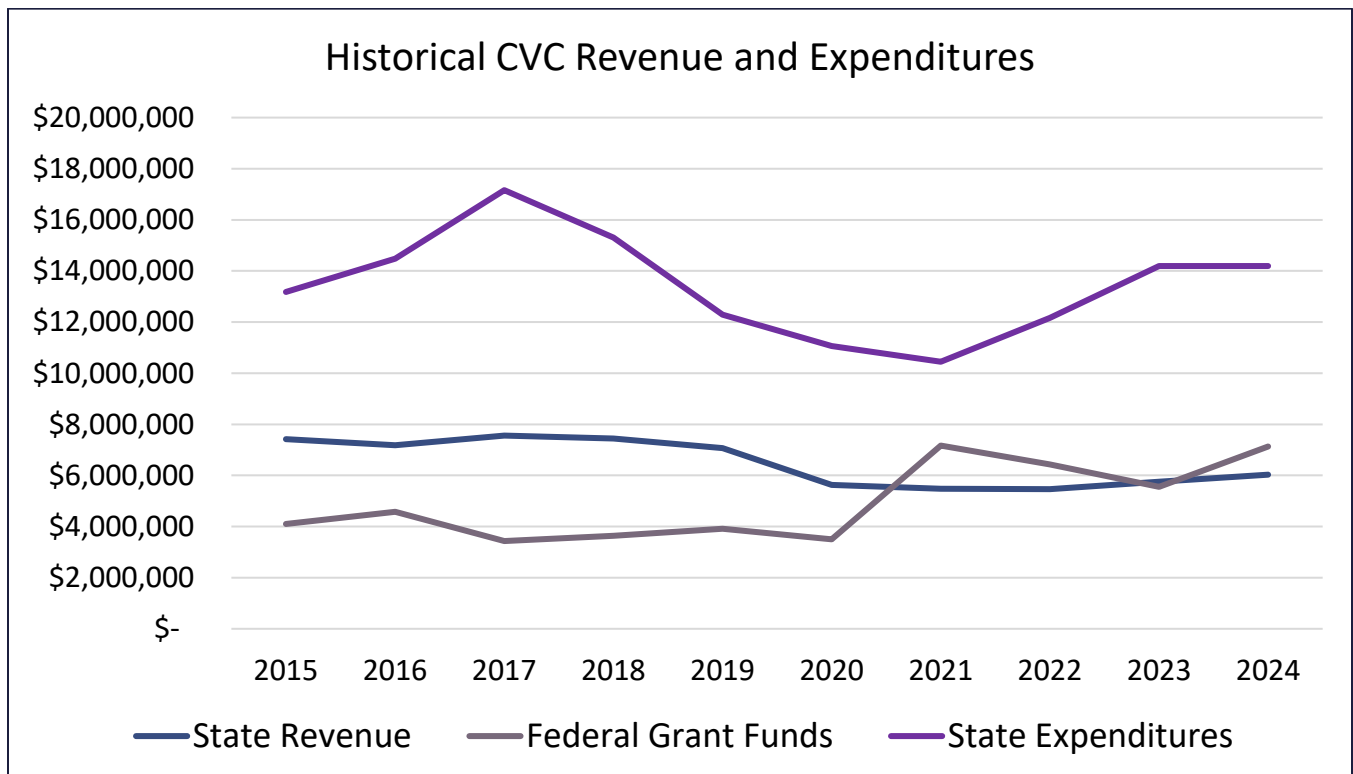
Colorado receives federal Victim of Crime Act (VOCA) CVC grant funds from the Office for Victims of Crime (OVC). These funds are critical to supplement local CVC programs for payment of the 39% of tangible financial losses that exceed local judicial district revenue.

Figure 3 shows the gap between CVC state revenue and supplemental VOCA VC grant funds compared to CVC expenditures for the immediate past ten years. Statewide, local CVC programs receive an average of \$6,755,594 more in requests than local CVC funds available each federal fiscal year.

FFY15 – FFY24 CVC State Revenue and Total Expenditures

Figure 3 shows a historical overview of aggregate CVC State Revenue Federal Grant Funds and Expenditures for a ten federal fiscal year period.

**Total State expenditures includes both state revenue and federal CVC grant funds*



Colorado Crime Victim Compensation Program Structure

Legislation creating the Crime Victim Compensation fund was passed by the Colorado General Assembly in 1981. The legislation established a funding mechanism to assist crime victims with tangible expenses incurred because of a criminal act committed after July 1, 1982 through crime victim compensation programs established in each of Colorado's 22 judicial districts. The statute outlines service categories that may be considered for payment related to specific crimes committed after July 1, 1982. Each judicial district is responsible for the administration, financial management, and decisions regarding its victim compensation funds.

- ❖ Per Colorado statute, victims are eligible to file an application for compensation assistance in the judicial district where the crime occurred.
- ❖ In Colorado, out-of-pocket expenses directly related to a crime that are not covered by a victim's insurance or other collateral sources may be considered for payment by CVC programs up to a maximum of \$30,000. Pursuant to both state and federal statutes, CVC programs are the "payer of last resort." For that reason, CVC programs require that victims apply for all other sources of payment available to them prior to receiving Crime Victim Compensation funds.

The Victims of Crime Act (VOCA) of 1984 provided federal grant funding to supplement local Colorado Crime Victim Compensation (CVC) funds in judicial districts where local funds are insufficient to meet the needs of crime victims. Colorado has received federal (VOCA) CVC grant funds to supplement state crime victim compensation program CVC fund disbursements since 1985. Federal CVC funds are administered by the Office for Victims Programs, located in the Division of Criminal Justice, Colorado Department of Public Safety. The application process for federal CVC grant funds is non-competitive. Federal CVC grant awards are based upon a formula used to determine the target fund balance of each judicial district. Federal CVC grant funds are passed through, or sub-granted, by OVP to local judicial district Crime Victim Compensation Programs.

The Crime Victim Services Advisory Board (Advisory Board) is responsible for the development of, revisions to, and compliance with the *Standards for the Administration of Crime Victim Compensation Programs (Standards)*. The *Standards* were established in 1992 and have been amended periodically.

Colorado 2024 CVC Statute Changes

On May 15, 2024, Governor Polis signed into law updates to the CVC statute that were proposed by the CVC Legislative Committee composed of local CVC Administrators. Below are Senate Bill 24-120 highlights:

- Removal of the 72-hour time limit for law enforcement reporting
- Removal of one-year CVC application submission (for crimes involving injury or death)
- Allowing CVC programs to accept SANE exam documentation in lieu of law enforcement reports
- Expanding CVC crimes to include all VRA crimes
- Changing “full cooperation” of a victim to “reasonable cooperation”
- Allowing Colorado residents to apply for CVC if the state or country CVC program where the crime occurred is not reasonably accessible
- Adding CVC Board ability to pay towing / impound fees if law enforcement determines a vehicle is the crime scene of a VRA Crime
- Adding dependent care, replacement services losses, travel and relocation expenses related to a compensable crime
- Allowing CVC programs to determine the dollar amount to be paid for emergency approvals
- Allowing a \$33 surcharge to be assessed when an offender is placed in an alternative sentencing program
- Allowing District Attorneys’ Offices to retain a total of 20% from criminal court collections to pay administrative expenses

Colorado CVC Statutory Eligibility Requirements as of May 2024

- ❖ Being a victim of an eligible crime, which occurred on or after July 1, 1982;
- ❖ Documentation of financial losses directly related to the reported crime;
- ❖ Documentation that CVC applicant has reasonably cooperated with law enforcement official in the apprehension and prosecution of the assailant, or, the board has found good case exists for the failure to cooperate, or, if the applicant is a victim of assault by strangulation, the applicant cooperates with law enforcement by undergoing a medical forensic examination; and
- ❖ Demonstration that the injury and/or death of the victim was not substantially attributable to the victim’s involvement in a wrongful act and/or substantially provocative at the time of the crime.

Note: C.R.S. §24-4.1-108 (2) allows a Board to waive law enforcement reporting, application filing, cooperation, and substantial attribution and/or provocative requirements in the interest of justice, if the Board finds that is required.

Colorado CVC Statutory Allowable Crime Related Losses May 2024

Losses are verified to be directly related to the compensable crime are eligible for payment to a service provider and/or reimbursement for out-of-pocket expenses. CVC funds may be approved for up to \$30,000 for out-of-pocket expenses not covered by a victim's insurance or other collateral sources. CVC statutory losses include:

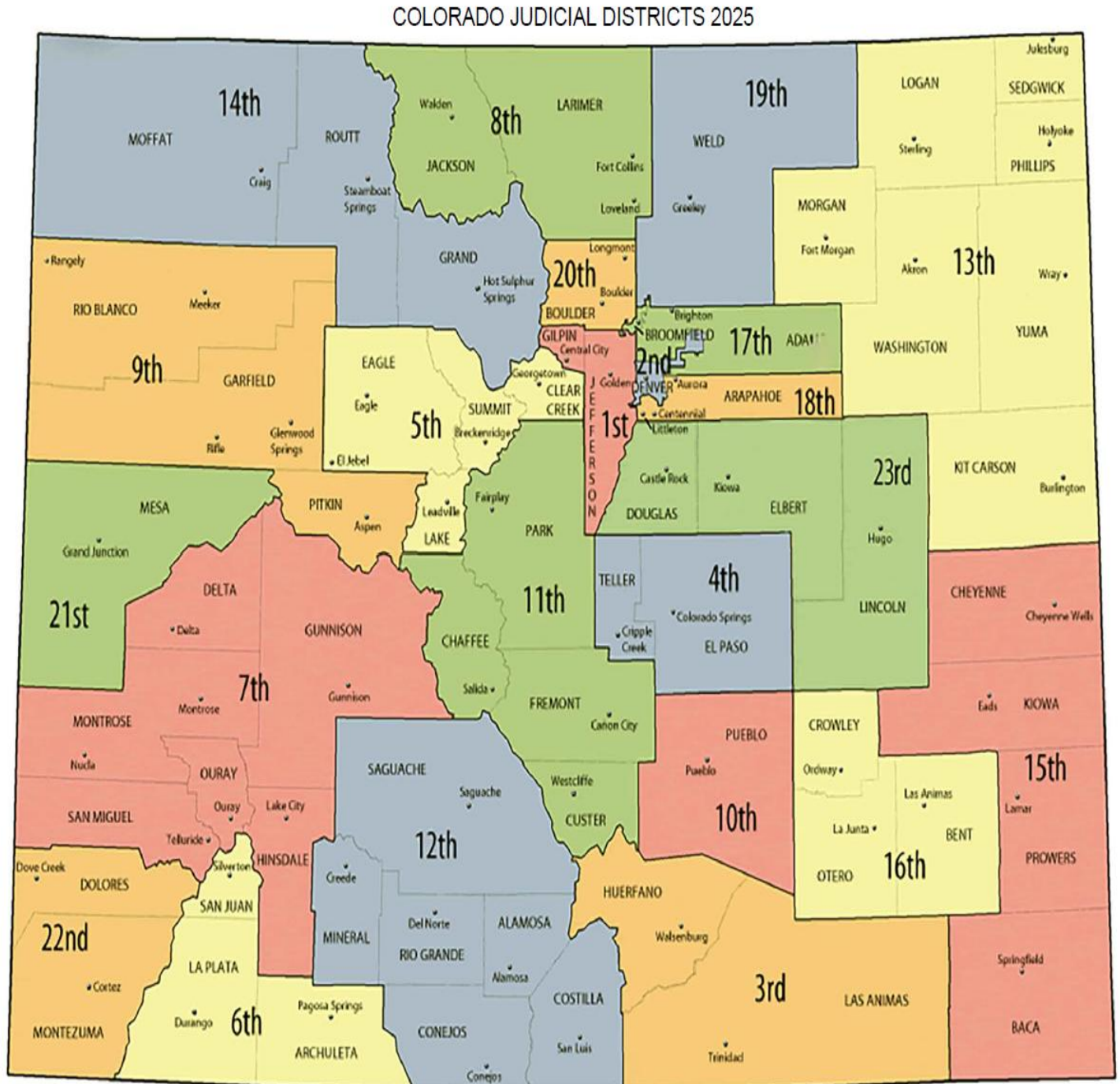
- ❖ Replacement loss services
- ❖ Funeral and burial expenses
- ❖ Reasonable travel expenses for a victim related to funeral, burial, medical care or mental health counseling
- ❖ Reasonable travel expenses for a victim related to attending critical events pursuant to section 24-4.1-302(2), except when the primary or secondary victim is subpoenaed to testify
- ❖ Dependent care services
- ❖ Reasonable relocation expenses for a victim to relocate as necessary to ensure the victim's safety
- ❖ Medical and dental expenses
- ❖ Mental health expenses
- ❖ Economic support (lost wages; loss of support to dependents)
- ❖ Repair or replacement of doors, locks and/or windows of residential property or other residential property expenses related to necessary to ensure victim safety
- ❖ Rekeying of a motor vehicle necessary to ensure a victim's safety
- ❖ Towing or impound fees for a motor vehicle that law enforcement determines to be where a compensable crime was committed
- ❖ Repair or replacement of dentures, eyeglasses, hearing aids, or other prosthetic or medically necessary devices damaged or stolen as a result of an eligible crime

Colorado Judicial District Map

The map below includes the new 23rd Judicial district
that officially started in January 2025.

Contact information for local judicial district CVC Program Administrators can be found at:
<https://dcj.colorado.gov/dcj-offices/victims-programs/crime-victim-compensation>

Figure 4 Map of Colorado Judicial Districts



Colorado Crime Victim Compensation State Funding Sources

State Criminal Fines and Surcharges

Crime Victim Compensation Programs in Colorado's 23 judicial districts receive funding from both state and federal sources. Fines collected are the revenue source for 47% of available CVC funds. State CVC funds are collected and disbursed in each judicial district from offenders who are convicted of, or receive a deferred sentence for, crimes and/or traffic offenses classified as follows:

❖ Felony	\$ 163.00
❖ Misdemeanor	\$ 78.00
❖ Class 1 Misdemeanor Traffic Offenses	\$ 46.00
❖ Class 2 Misdemeanor Traffic Offenses	\$ 33.00
❖ Class A or class B traffic infraction – as delineated in C.R.S. §24-4.1-119 (f)(I) and C.R.S. §42-4-1701 (4). <i>(Fees vary as to the type of infraction.)</i>	

Restitution

At the time of a criminal case sentencing, the court may order a defendant to pay restitution to any person(s) who have documented a financial loss as a result of the crime. The court may order a defendant to repay the CVC fund for expenses paid to a victim or service provider on behalf of the victim.

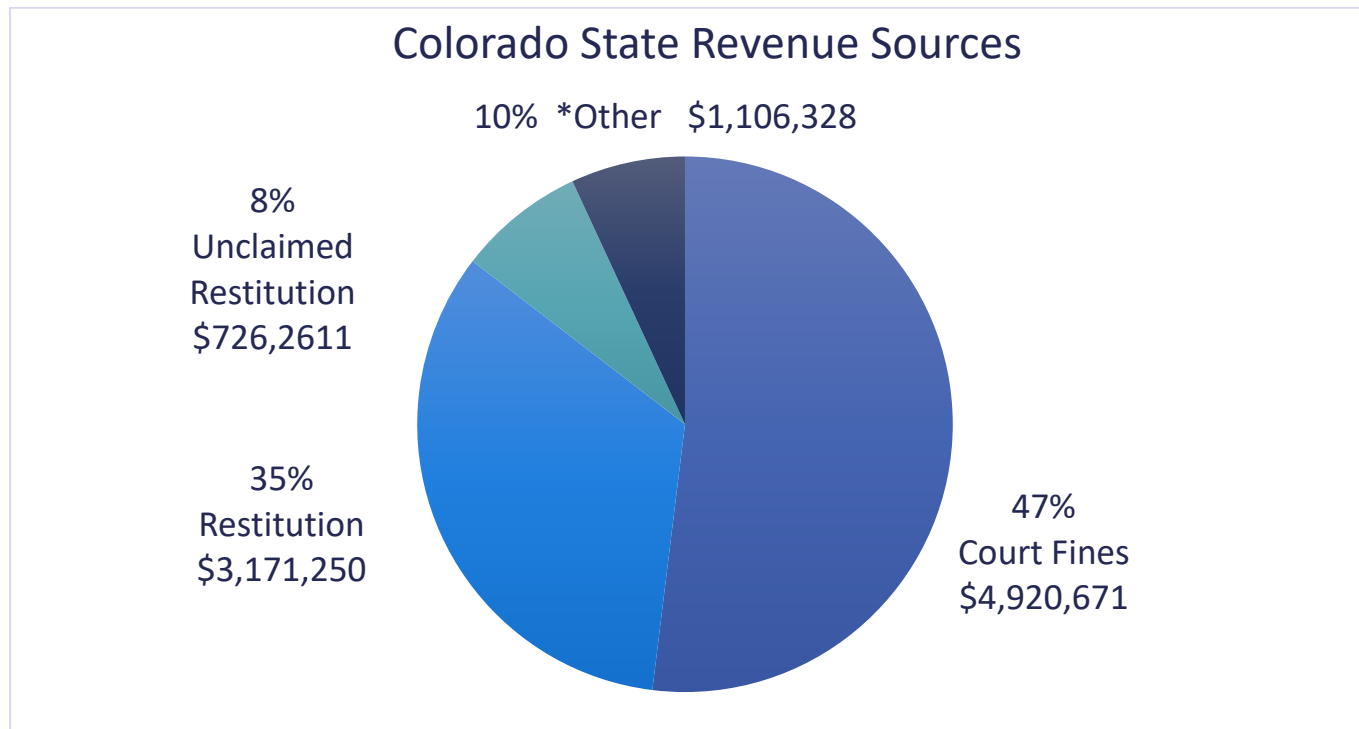
Since a case must reach a final disposition for the court to order restitution, victims may not be awarded restitution for a year or more. Local CVC Programs are usually able to provide tangible, financial assistance to crime victims to meet immediate needs within 45 days of receiving a completed CVC application. It is important to note that the majority of CVC claims handled by local judicial districts will not result in a criminal case conviction. Colorado's CVC statute does not require an arrest, prosecution and/or conviction in order to assist a victim with financial losses related to a crime.

Across the state, court ordered restitution for losses paid by CVC programs is a revenue source for about 35% of available funds. Differential funding of local collection programs operating out of the state judicial department in each judicial district have a significant impact on the amount of restitution received by CVC programs.

All State Revenue Sources

Total state revenue for Colorado CVC programs is shown in Figure 5 below. This is total state revenue deposited prior to deducting the amounts allocated to the District Attorney and Court Executive Administrative funds.

Figure 5 State revenue sources for Colorado CVC programs from FFY24 data provided by the State Court Administrator Office (SCAO)



*Other revenue includes Department of Revenue deposits, HB21-1315 annual deposits, interest earned on the state dollars collected, donations to the fund and restitution payments made by defendants and restitution not claimed by the intended recipient (Unclaimed Restitution) pursuant to C.R.S. §16-18.5-109(3).

Colorado CVC Funds Available to Help Crime Victims

Local CVC funds paid statewide in FFY24 to help crime victims averaged *\$1,510 per crime victim*. This is for medical bills, mental health counseling, funerals, burials, lost wages, relocation – expenses that are directly related to a crime. Total FFY24 local revenue through the courts for Colorado CVC programs was \$6,026,999. [Colorado CVC programs receive no general assembly funds to assist crime victims.](#)

Victims of Crime Act (VOCA) Victim Compensation (VC) Funds

VOCA VC grant funds are critical to ensure Colorado crime victims get help after a crime.

VOCA VC grant funds are distributed to each state from the federal Crime Victims Fund established by the 1984 Victims of Crime Act (VOCA). VOCA CVC grant funds come from criminal fines, forfeited bail bonds, penalty fees and special assessments collected by U.S. Attorney Offices, U.S. Courts and the Bureau of Prisons. The Office for Victims of Crime (OVC), situated within the U.S. Department of Justice (DOJ), allocates a percentage of these funds collected to state CVC programs.

The Office for Victims Programs (OVP), located within the Colorado Division of Criminal Justice (DCJ), serves as the state department designated to administer VOCA VC grant funds. The OVP is required to submit an annual VOCA VC grant application and state certification form to OVC providing data necessary to determine Colorado's VOCA VC allocation. In order to remain eligible to receive VOCA CVC grant funds, the OVP is also responsible for submitting quarterly and annual reports that adhere to the reporting requirements and procedures established by OVC. VOCA VC grant funds administered by OVP are regularly monitored and audited routinely, by both internal and external entities including OVC, the Office of Inspector General (OIG) and the federal Office of the Chief Financial Officer (OCFO). VOCA VC grant funds are contracted with OVC for a three federal fiscal year period. The OVP manages multiple VOCA VC grant contracts simultaneously to ensure that each grant award is fully expended within each grant period.

VOCA VC grant funds received fluctuate from year to year, depending upon the total amount of state CVC funds spent by local judicial districts. In 2021, Congress passed VOCA legislation which included changes resulting in significant increases in federal CVC supplemental grant funds to states. Most notably, the calculation used by OVC to determine Colorado's federal CVC grant award was changed from using 60% to using 75% of total allowable state CVC funds spent from the federal fiscal year two years prior to the current federal fiscal year. The other notable change was removing restitution collected from state CVC payments as revenue.

Colorado Supplemental VOCA VC Grant Funds Received

FFY24	\$7,134,500	FFY 2018-20	\$10,300,783 state CVC expenditures
FFY23	\$5,548,950	FFY 2017-19	\$ 8,392,263 state CVC expenditures
FFY22	\$6,431,500	FFY 2016-18	\$ 9,263,781 state CVC expenditures
FFY21	\$7,168,700	FFY 2015-17	\$10,433,746 state CVC expenditures
FFY20	\$3,895,950	FFY 2014-16	\$10,580,408 state CVC expenditures

Colorado VOCA VC Grant Funds Overview

In Colorado, VOCA VC grant funds supplement the statutory criminal conviction surcharge fees collected in individual local judicial districts for CVC expenditures paid for tangible losses incurred by victims of crime. Supplemental VOCA VC grant funds are available to all 22 local judicial districts through a non-competitive application and award process.

VOCA VC Grant OVP Application and Award Process

The application and award process for VOCA CVC grant funds is non-competitive for local judicial districts seeking supplemental monies. The request to apply for VOCA VC grant funds begins with a conversation between the CVC Administrator at the local judicial district level and OVP.

A local judicial district may contact the OVP at any time to make inquiry regarding the availability of, and to initiate the application process for, VOCA CVC grant funds. This generally happens when a local judicial district CVC program's fund balance has decreased based upon the difference between the dollar amount of compensation funds being collected and the dollar amount of compensation funds being expended over a period of time. This may also happen when a local judicial district experiences an incident of mass violence resulting in the need for compensation assistance that exceeds, or will exceed, the local programs' available CVC funds.

OVP has put in place steps that ensure fair and equitable access for all judicial district CVC programs to apply for, and receive, VOCA VC grant funds. VOCA VC grant funds are considered and approved for a local judicial district CVC program utilizing the following information:

1. The CVC program's actual total revenue and expenditures for previous federal fiscal years;
2. Anticipation of a significant increase in CVC fund application requests, and;
3. The CVC program's actual fund balance at the end of a reporting quarter.

These steps are followed for both the initial determination of a VOCA VC grant fund award as well as requests for continued funding of a current award. The OVP moves forward applications for supplemental VOCA VC grant funds when a local judicial district CVC program's revenue, and actual fund balance, is decreasing (or is projected decrease).

FFY24 LOCAL CVC PROGRAMS VOCA CVC GRANT FUND ALLOCATIONS

Table 1 FFY24 Local Judicial District CVC Grant Funds Received

JUDICIAL DISTRICT	FFY24 VOCA VC GRANT ALLOCATIONS
1 ST	\$ 1,643,150
2 ND	\$ 1,106,000
4 TH	\$ 255,838
5 TH	\$ 63,420
7 TH	\$ 14,108
9 TH	\$ 167,780
10 TH	\$ 175,000
16 TH	\$ 15,000
17 TH	\$ 999,207
18 TH	\$ 600,000
20 TH	\$ 150,000

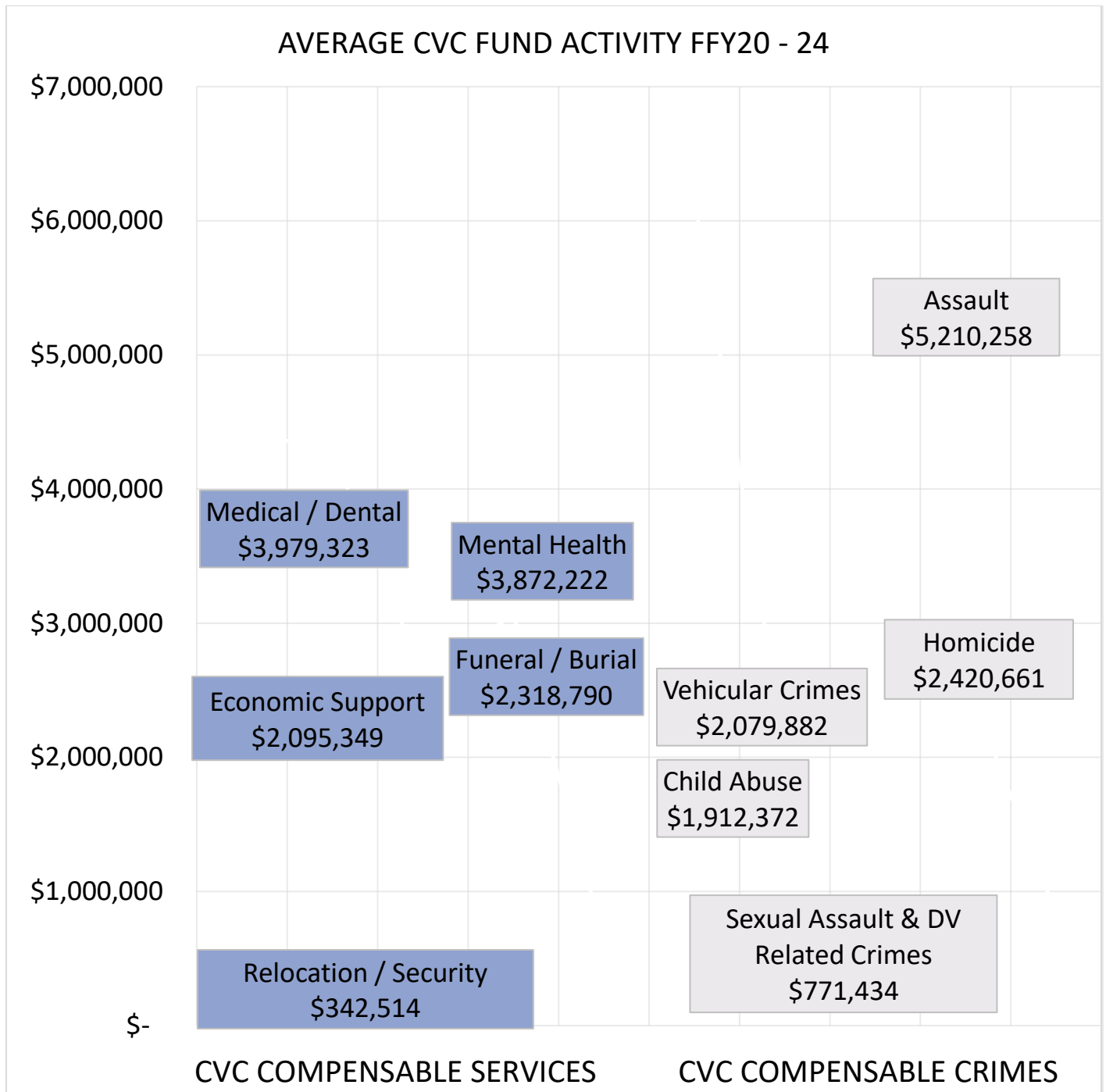
VOCA VC grant award funds may be carried from one federal fiscal to the next federal fiscal year. For that reason, the amount of VOCA VC grant funds expended by each judicial district may be different than the total award amount above. VOCA VC grant funds are also be considered for short-term and/or emergency stabilization of CVC funds in a local judicial district, such as a mass violence incident or significant decrease in collections.

Antiterrorism and Emergency Assistance Program (AEAP) federal grant funds may be applied for from the Department of Justice, Office for Victims of Crime to supplement available resources and services to communities responding to terrorist attacks and mass violence. More information about AEAP grant funds can be obtained on the OVC website at

<https://ovc.ojp.gov/program/antiterrorism-and-emergency-assistance-program-aeap/overview>

Five Year Average FFY CVC Payments By Crime & Service Categories

Figure 6 outlines the average dollar amounts paid statewide in the past five federal fiscal years for the top five compensable crimes and service categories



The following two pages provide a summary of funds paid by CVC programs during FFY24 by all compensable crime category and service types. Individual judicial district CVC program activity for FFY24 begins on page 22. For questions regarding individual CVC program activity, please contact the local judicial district CVC Program administrator.

Colorado FFY24 CVC Paid By Compensable Crime

Table 2 CVC funds paid for, and the number of, each compensable CVC crimes including the number of claims involving domestic violence (DV).

FFY 2024 CVC CLAIMS BY CRIME	CVC CLAIMS PAID	DV RELATED	TOTAL CVC FUNDS
Arson	13	7	\$ 21,837
Assault	2,118	1,042	\$ 6,182,491
Burglary	290	118	\$ 377,684
Child Abuse	1,255	120	\$ 2,066,267
Homicide	601	78	\$ 2,637,479
Human Trafficking	7	1	\$ 14,884
Kidnapping	42	23	\$ 74,778
DUI	47	N / A	\$ 192,634
Other Vehicular Crimes	438	N / A	\$ 2,407,145
Robbery	105	1	\$ 241,669
Sexual Assault	331	70	\$ 610,826
Stalking	86	66	\$ 148,041
Protection Order Violations	112	61	\$ 235,148
TOTAL FFY 2024 CVC CLAIMS PAID	5,444	1,595	\$ 15,210,883

*The number of claims paid is not equal to the number of victims receiving CVC assistance. One CVC claim may have multiple victims.

Colorado FFY24 CVC Paid by Compensable Service

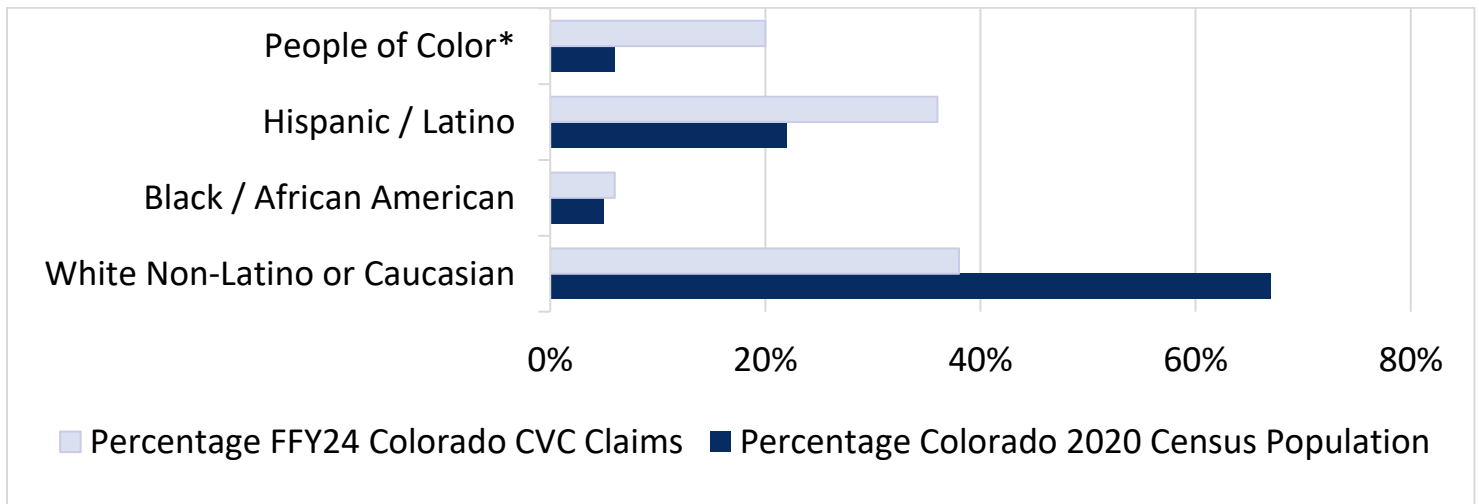
Table 3 shows the dollar amount of CVC funds paid for compensable CVC services.

FFY 2024 CVC CLAIMS BY SERVICE	TOTAL CVC FUNDS
CRIME SCENE CLEAN UP	\$ 53,956
DEPENDENT CARE	\$ 49,376
ECONOMIC SUPPORT	\$ 2,616,815
FUNERAL BURIAL	\$ 3,062,776
MEDICAL / DENTAL 651,335	\$ 4,441,256
MENTAL HEALTH	\$ 4,277,819
RELOCATION	\$ 284,511
REPLACEMENT SERVICES	\$ 22,384
TRAVEL	\$ 34,065
SAFETY & SECURITY	\$ 366,824
VRA CRIME TOWING OR IMPOUND FEES	\$ 1,110
TOTAL FFY 2024 CVC CLAIMS PAID	\$ 15,210,883

FFY24 Colorado Crime Victim Compensation Claim Demographics

The figures below reflect aggregate demographics of FFY24 CVC applications received statewide compared to the 2020 Colorado Census Demographics. Individual judicial district percentages for FFY24 demographics CVC claims can be found on pages 22 thru 65.

Figure 9 FFY24 Colorado CVC Claim Race and Ethnicity Demographics



**People of Color Not Identifying as Black or Hispanic*

Figure 10 FFY24 Colorado CVC Claim Gender Demographics

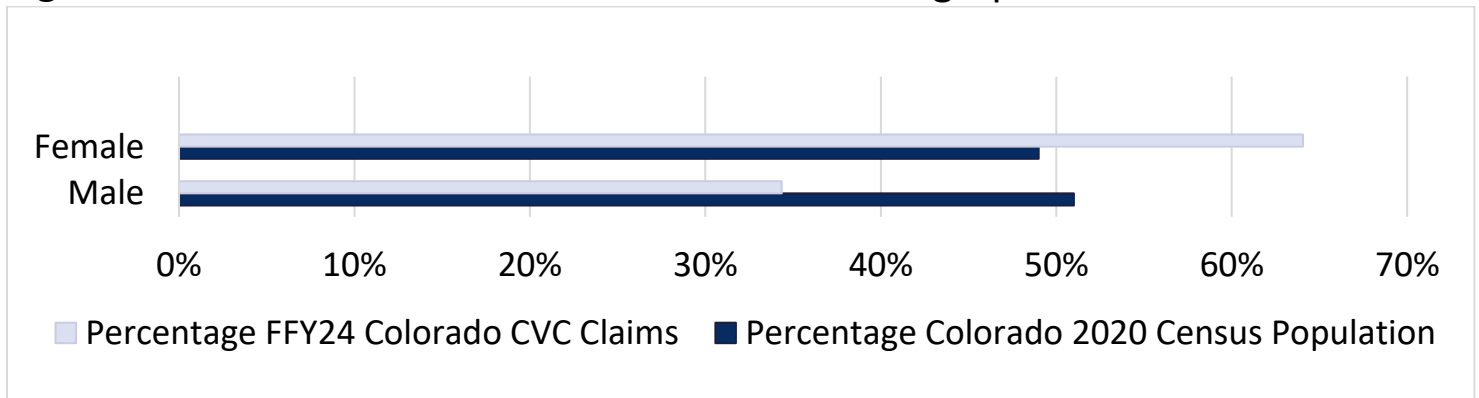
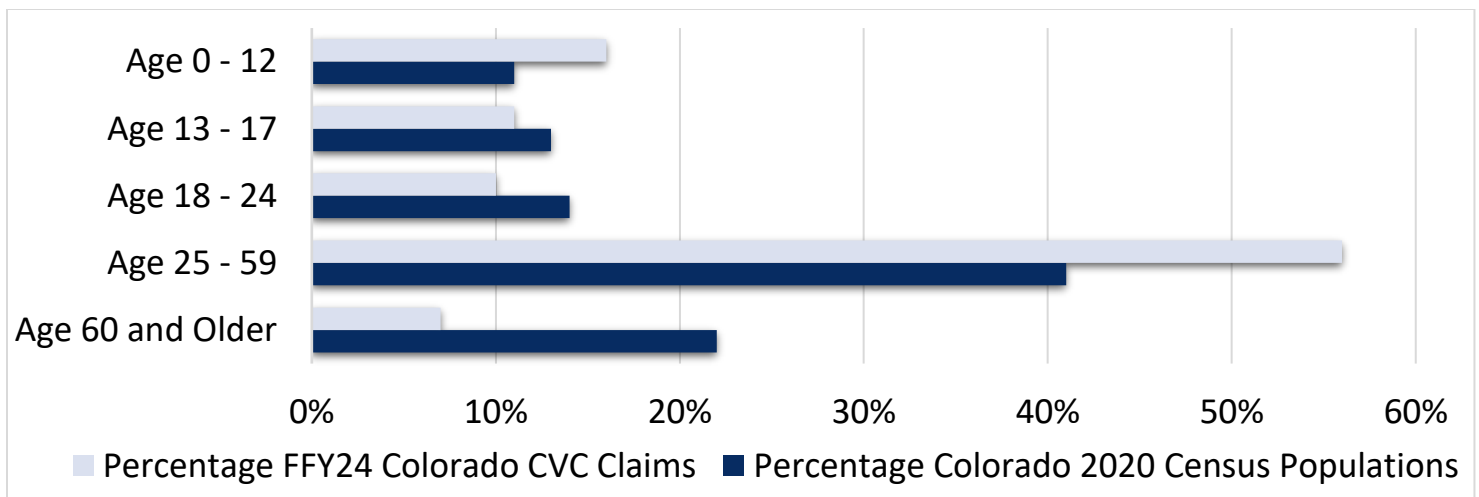


Figure 11 FFY24 Colorado CVC Claim Age Demographics



Colorado FFY24 CVC Individual Judicial District Reports

Federal Fiscal Year 2024

October 1, 2023 thru September 30, 2024

1st Judicial District
Gilpin and Jefferson Counties

<https://firstda.co>

Program Administrator: Valarie Van Kam

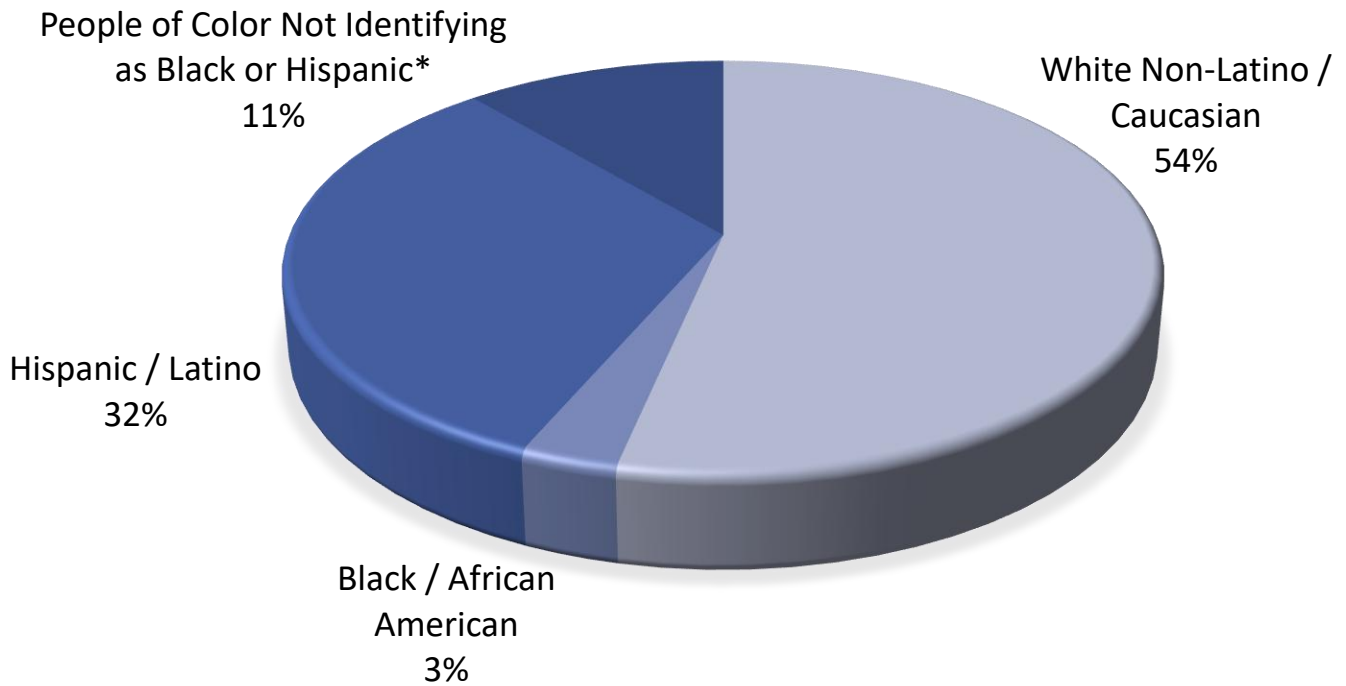
vvankam@jeffco.us

FFY24 CVC CLAIMS BY CRIMES	CVC CLAIMS PAID	DV RELATED	TOTAL CVC FUNDS
ARSON	1	1	\$ 1,800
ASSAULT	300	198	\$ 747,856
BURGLARY	80	46	\$ 86,483
CHILD ABUSE	195	1	\$ 347,312
HOMICIDE	57	9	\$ 289,172
HUMAN TRAFFICKING	0	0	\$ 0
KIDNAPPING	6	4	\$ 19,953
DUI	12	N / A	\$ 96,182
OTHER VEHICULAR CRIMES	39	N / A	\$ 241,210
ROBBERY	10	0	\$ 34,443
SEXUAL ASSAULT	55	16	\$ 77,993
STALKING	14	14	\$ 35,817
PROTECTION ORDER VIOLATIONS	32	25	\$ 40,046
TOTAL 1st JD CVC CLAIMS PAID	801	314	\$ 2,018,267
FFY24 CVC CLAIMS BY SERVICES	TOTAL CVC FUNDS		
CRIME SCENE CLEAN UP	\$ 8,503		
DEPENDENT CARE	\$ 0		
ECONOMIC SUPPORT	\$ 420,923		
FUNERAL / BURIAL	\$ 276,775		
MEDICAL / DENTAL	\$ 391,607		
MENTAL HEALTH	\$ 864,568		
RELOCATION	\$ 0		
REPLACEMENT SERVICES	\$ 0		
TRAVEL	\$ 0		
SAFETY & SECURITY	\$ 55,891		
VRA CRIME MOTOR VEHICLE TOWING / IMPOUND FEES	\$ 0		
TOTAL 1ST JD CVC PROGRAM FUNDS PAID	\$ 2,018,267		
TOTAL 1ST JD CVC PROGRAM COURT COLLECTIONS	\$ 439,551		
<u>78% LESS</u> THAN PAID			

1st Judicial District

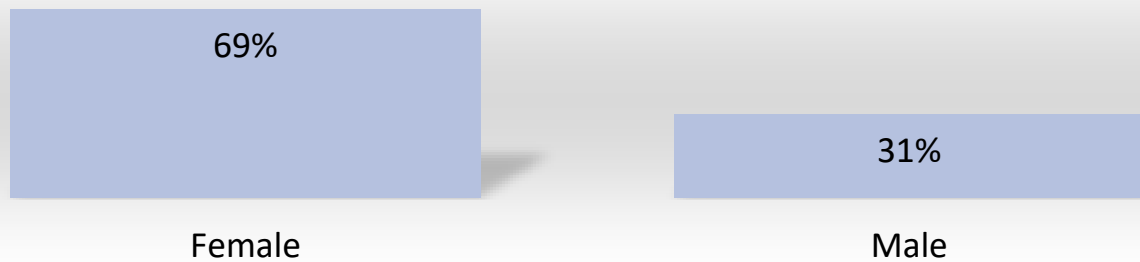
FFY24 CVC CLAIM DEMOGRAPHICS

1st JD RACE AND ETHNICITY DEMOGRAPHICS

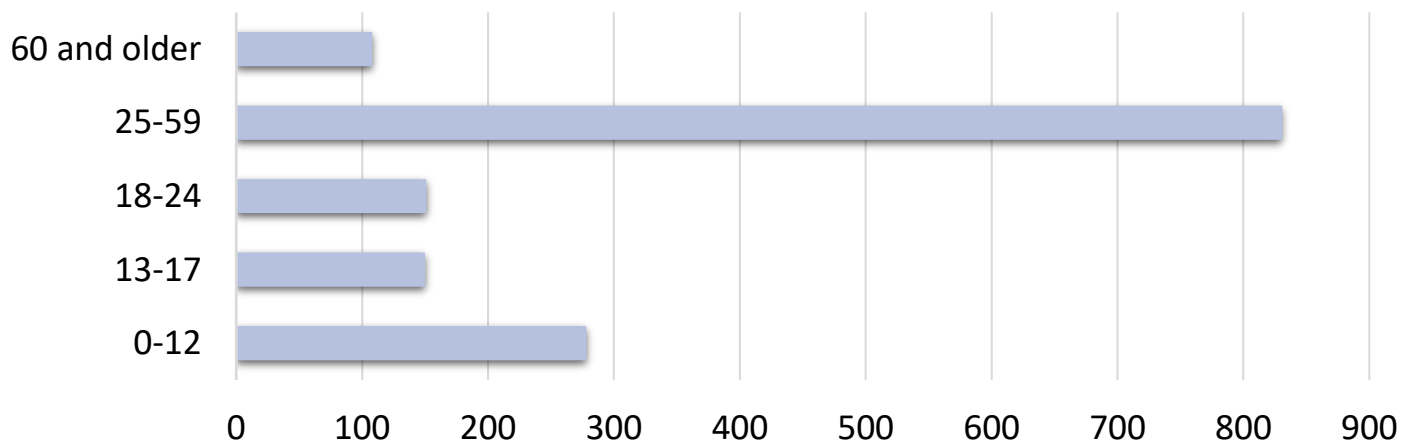


*Includes Native American, Asian, Native Hawaiian / Pacific Islander and Multiple Races

1st JD GENDER DEMOGRAPHICS



1st JD AGE DEMOGRAPHICS



2nd Judicial District
Denver County

<https://www.denverda.org/crime-victim-compensation/>

Program Administrator: Latoya Thorne

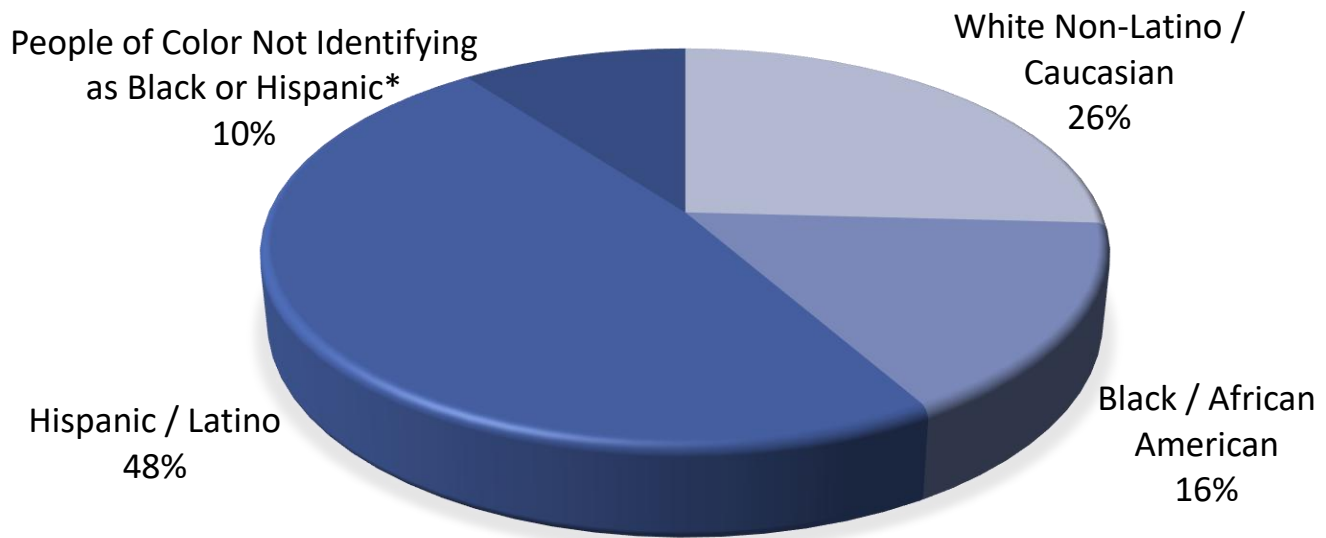
latoya.thorne@denverda.org

FFY24 CVC CLAIMS BY CRIMES	CVC CLAIMS PAID	DV RELATED	TOTAL CVC FUNDS
ARSON	1	1	\$ 2,681
ASSAULT	302	74	\$ 1,247,074
BURGLARY	18	4	\$ 29,003
CHILD ABUSE	100	0	\$ 140,676
HOMICIDE	99	16	\$ 610,095
HUMAN TRAFFICKING	5	0	\$ 4,080
KIDNAPPING	2	1	\$ 830
DUI	1	N / A	\$ 5,705
OTHER VEHICULAR CRIMES	49	N / A	\$ 287,295
ROBBERY	25	0	\$ 78,584
SEXUAL ASSAULT	45	3	\$ 95,884
STALKING	1	1	\$ 1,200
PROTECTION ORDER VIOLATIONS	2	0	\$ 26,806
TOTAL 2nd JD CVC CLAIMS PAID	650	100	\$ 2,512,461
FFY24 CVC CLAIMS BY SERVICES	TOTAL CVC FUNDS		
CRIME SCENE CLEAN UP	\$ 800		
DEPENDENT CARE	\$ 0		
ECONOMIC SUPPORT	\$ 387,070		
FUNERAL / BURIAL	\$ 644,196		
MEDICAL / DENTAL	\$ 1,024,454		
MENTAL HEALTH	\$ 425,801		
RELOCATION	\$ 0		
REPLACEMENT SERVICES	\$ 0		
TRAVEL	\$ 624		
SAFETY & SECURITY	\$ 29,516		
VRA CRIME MOTOR VEHICLE TOWING / IMPOUND FEES	\$ 0		
TOTAL 2ND JD CVC PROGRAM FUNDS PAID	\$ 2,512,461		
TOTAL 2ND JD CVC PROGRAM COURT COLLECTIONS	\$ 465,237		
<u>81% LESS THAN PAID</u>			

2nd Judicial District

FFY24 CVC CLAIM DEMOGRAPHICS

2nd JD RACE AND ETHNICITY DEMOGRAPHICS

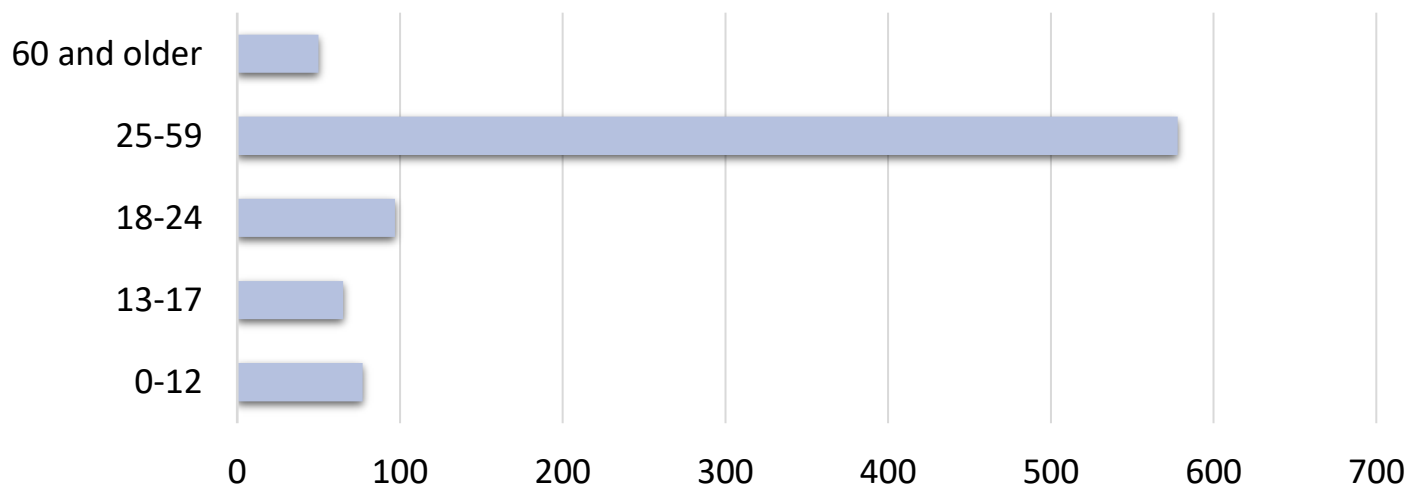


*Includes Native American, Asian, Native Hawaiian / Pacific Islander and Multiple Races

2nd JD GENDER DEMOGRAPHICS



2nd JD AGE DEMOGRAPHICS



3rd Judicial District

Huerfano and Las Animas Counties

Program Administrator: Crystal Vigil

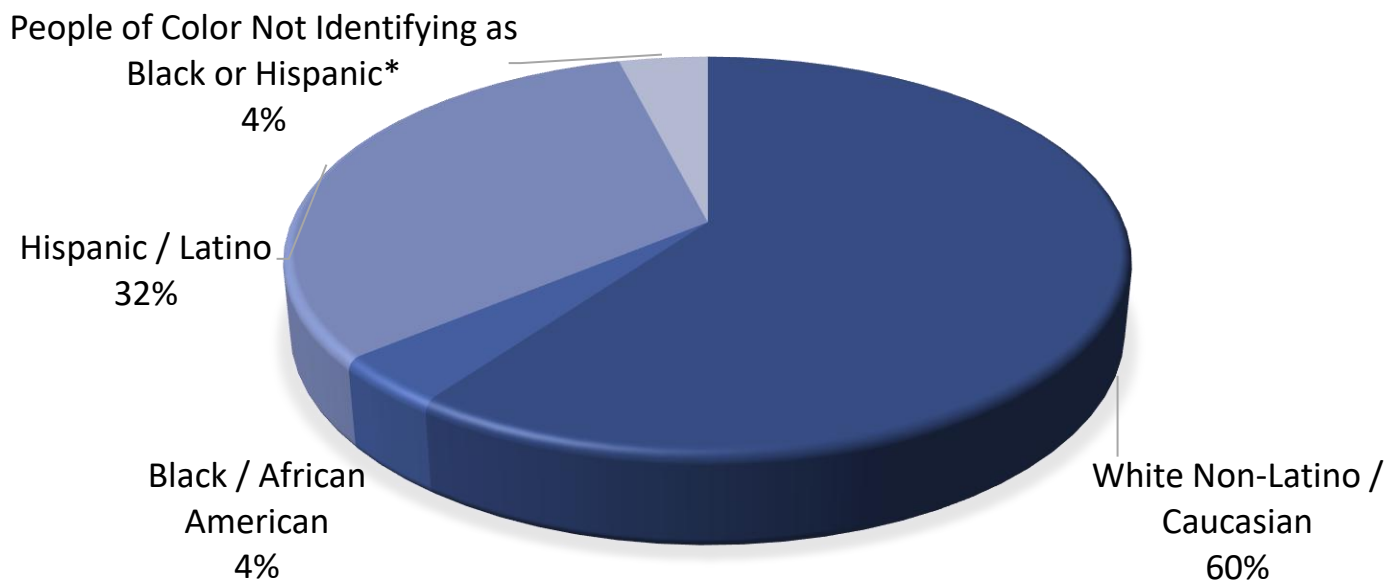
cvigil@3rdjudicial.org

FFY24 CVC CLAIMS BY CRIMES	CVC CLAIMS PAID	DV RELATED	TOTAL CVC FUNDS
ARSON	0	0	\$
ASSAULT	17	0	\$ 50,881
BURGLARY	5	0	\$ 5,646
CHILD ABUSE	0	0	\$ 0
HOMICIDE	3	0	\$ 3,103
HUMAN TRAFFICKING	0	0	\$ 0
KIDNAPPING	0	0	\$ 0
DUI	0	N / A	\$ 0
OTHER VEHICULAR CRIMES	3	N / A	\$ 12,451
ROBBERY	0		\$ 0
SEXUAL ASSAULT	0		\$ 0
STALKING	0		\$ 0
PROTECTION ORDER VIOLATIONS	0		\$ 0
TOTAL 3rd JD CVC CLAIMS PAID	28	0	\$ 72,207
FFY24 CVC CLAIMS BY SERVICES	TOTAL CVC FUNDS		
CRIME SCENE CLEAN UP	\$ 0		
DEPENDENT CARE	\$ 0		
ECONOMIC SUPPORT	\$ 400		
FUNERAL / BURIAL	\$ 27,330		
MEDICAL / DENTAL	\$ 7,544		
MENTAL HEALTH	\$ 2,749		
RELOCATION	\$ 5,239		
REPLACEMENT SERVICES	\$ 7,949		
TRAVEL	\$ 0		
SAFETY & SECURITY	\$ 4,654		
VRA CRIME MOTOR VEHICLE TOWING / IMPOUND FEES	\$ 0		
TOTAL 3RD JD CVC PROGRAM FUNDS PAID	\$ 72,207		
TOTAL 3RD JD CVC PROGRAM COURT COLLECTIONS	\$ 33,226		
<u>24% LESS</u> THAN PAID			

3rd Judicial District

FFY23 CVC CLAIM DEMOGRAPHICS

3RD JD RACE AND ETHNICITY DEMOGRAPHICS

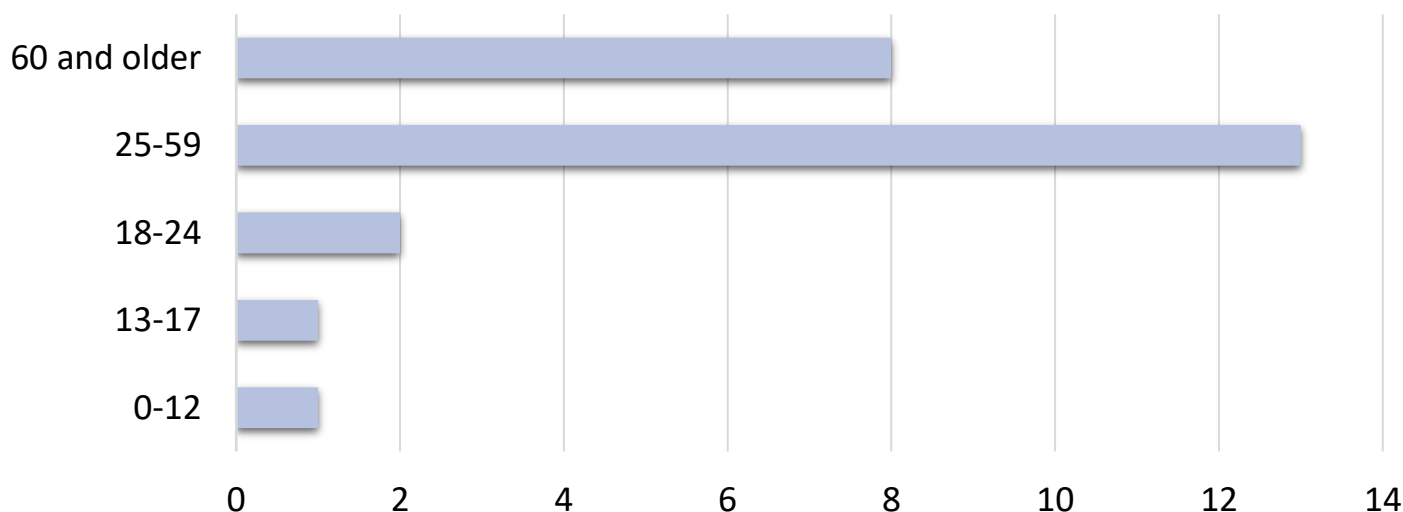


*Includes Native American, Asian, Native Hawaiian / Pacific Islander and Multiple Races

3RD JD GENDER DEMOGRAPHICS



3rd JD AGE DEMOGRAPHICS



4th Judicial District
El Paso and Teller Counties

<https://www.4thjudicialda.com/VictimAdvocacy.html>

Program Administrator: Amber Holland

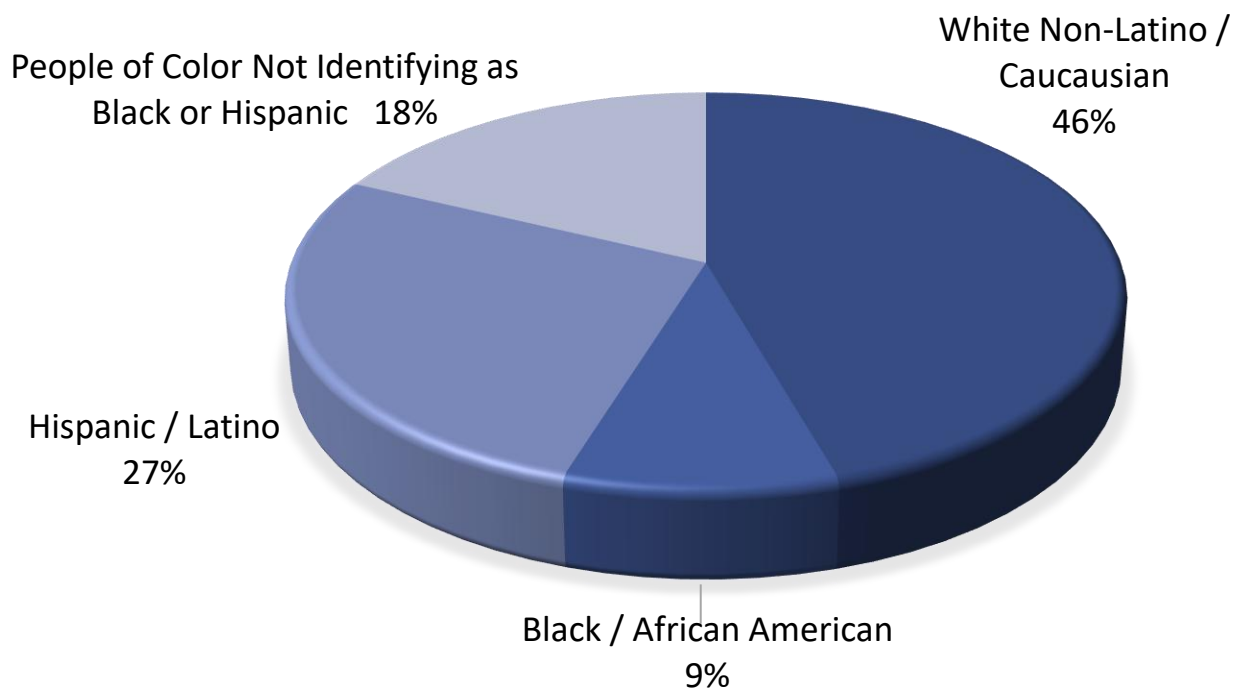
amberholland@da4colorado.gov

FFY24 CVC CLAIMS BY CRIMES	CVC CLAIMS PAID	DV RELATED	TOTAL CVC FUNDS
ARSON	2	0	\$ 2,059
ASSAULT	146	57	\$ 469,985
BURGLARY	24	5	\$ 20,707
CHILD ABUSE	99	1	\$ 100,446
HOMICIDE	80	1	\$ 275,752
HUMAN TRAFFICKING	2	1	\$ 10,804
KIDNAPPING	4	3	\$ 1,912
DUI	0	N / A	\$ 0
OTHER VEHICULAR CRIMES	47	N / A	\$ 167,417
ROBBERY	9	0	\$ 15,637
SEXUAL ASSAULT	27	5	\$ 49,759
STALKING	8	6	\$ 11,041
PROTECTION ORDER VIOLATIONS	7	5	\$ 14,794
TOTAL 4th JD CVC CLAIMS PAID	455	85	\$ 1,140,313
FFY24 CVC CLAIMS BY SERVICES			TOTAL CVC FUNDS
CRIME SCENE CLEAN UP			\$ 9,000
DEPENDENT CARE			\$ 0
ECONOMIC SUPPORT			\$ 150,172
FUNERAL / BURIAL			\$ 276,808
MEDICAL / DENTAL			\$ 448,834
MENTAL HEALTH			\$ 207,345
RELOCATION			\$ 6,570
REPLACEMENT SERVICES			\$ 0
TRAVEL			\$ 14,004
SAFETY & SECURITY			\$ 27,580
VRA CRIME MOTOR VEHICLE TOWING / IMPOUND FEES			\$ 0
TOTAL 4th JD CVC PROGRAM FUNDS PAID			\$ 1,140,313
TOTAL 4 th JD CVC PROGRAM COURT COLLECTIONS			\$ 695,521
<u>39% LESS</u> THAN PAID			

4th Judicial District

FFY24 CVC CLAIM DEMOGRAPHICS

4TH JD RACE AND ETHNICITY DEMOGRAPHICS

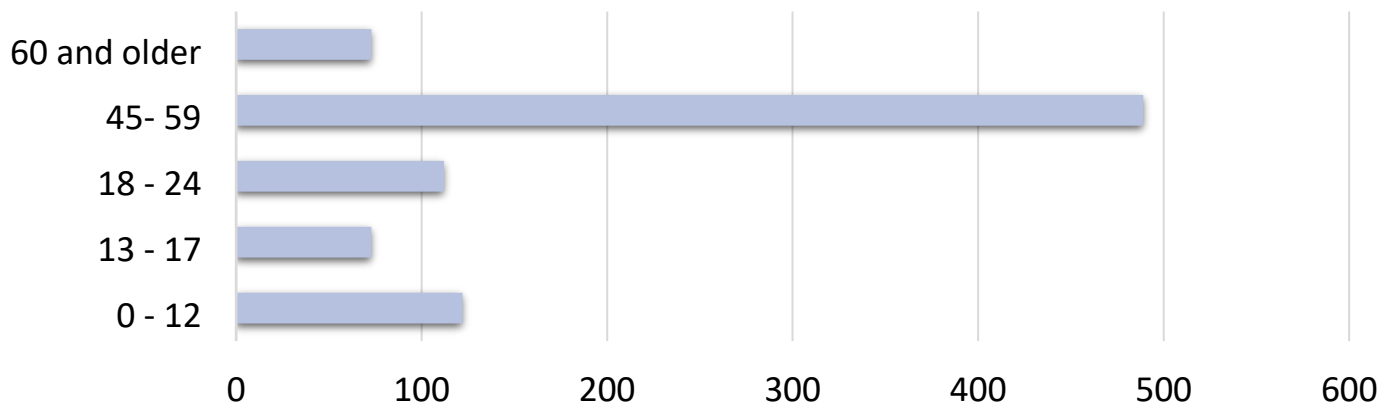


*Includes Native American, Asian, Native Hawaiian / Pacific Islander and Multiple Races

4TH JD GENDER DEMOGRAPHICS



4TH JD AGE DEMOGRAPHICS



5th Judicial District
Clear Creek, Eagle, Lake and Summit Counties

<https://www.da5.us/Victims>

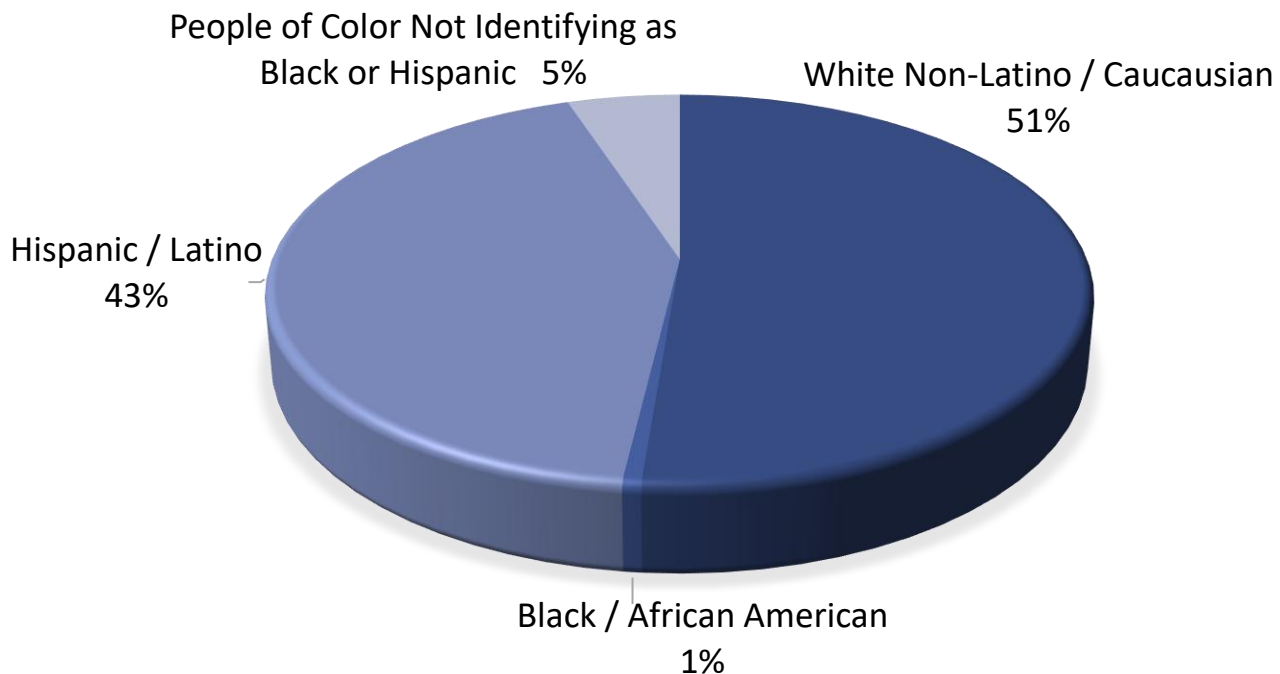
Program Administrator: Christina Watson

cwatson@da5.us

FFY24 CVC CLAIMS BY CRIMES	CVC CLAIMS PAID	DV RELATED	TOTAL CVC FUNDS
ARSON	0	0	\$ 0
ASSAULT	60	48	\$ 260,725
BURGLARY	1	4	\$ 7,352
CHILD ABUSE	41	2	\$ 47,145
HOMICIDE	3	0	\$ 2,056
HUMAN TRAFFICKING	0	0	\$ 0
KIDNAPPING	0	0	\$ 0
DUI	3	N / A	\$ 4,269
OTHER VEHICULAR CRIMES	6	N / A	\$ 28,031
ROBBERY	0	0	\$ 0
SEXUAL ASSAULT	17	0	\$ 26,558
STALKING	4	1	\$ 6,110
PROTECTION ORDER VIOLATIONS	2	0	\$ 14,029
TOTAL 5th JD CVC CLAIMS PAID	137	55	\$ 396,272
FFY24 CVC CLAIMS BY SERVICES			TOTAL CVC FUNDS
CRIME SCENE CLEAN UP			\$ 2,290
DEPENDENT CARE			\$ 0
ECONOMIC SUPPORT			\$ 33,807
FUNERAL / BURIAL			\$ 22,156
MEDICAL / DENTAL			\$ 184,417
MENTAL HEALTH			\$ 139,040
RELOCATION			\$ 8,299
REPLACEMENT SERVICES			\$ 345
TRAVEL			\$ 0
SAFETY & SECURITY			\$ 5,919
VRA CRIME MOTOR VEHICLE TOWING / IMPOUND FEES			\$ 0
TOTAL 5TH JD CVC PROGRAM FUNDS PAID			\$ 396,272
TOTAL 5TH JD CVC PROGRAM COURT COLLECTIONS			\$ 136,485
<u>66% LESS</u> THAN PAID			

5th Judicial District FFY24 CVC CLAIM DEMOGRAPHICS

5TH JD RACE AND ETHNICITY DEMOGRAPHICS

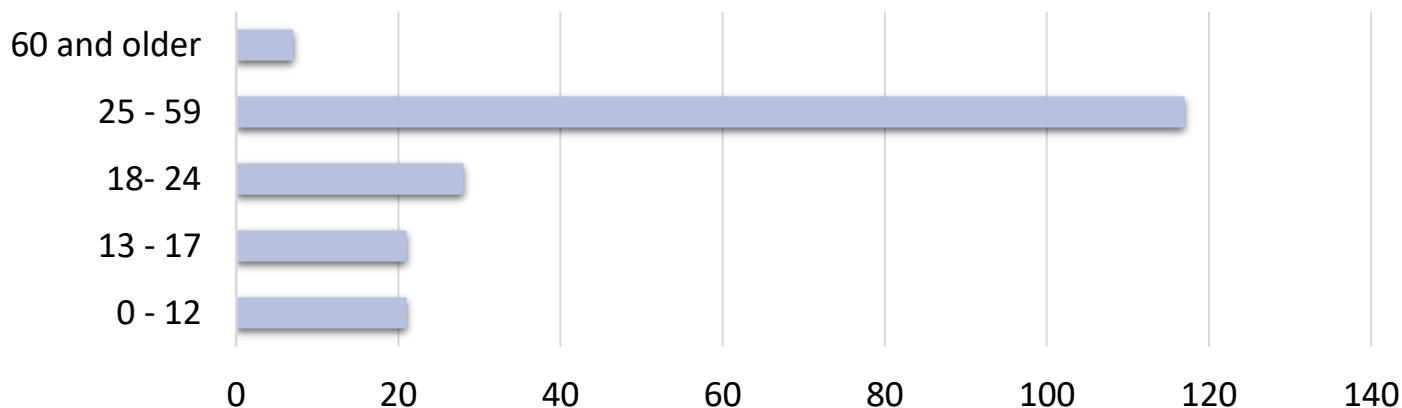


*Includes Native American, Asian, Native Hawaiian / Pacific Islander and Multiple Races

5TH JD GENDER DEMOGRAPHICS



5th JD AGE DEMOGRAPHICS



6th Judicial District
Archuleta, La Plata and San Juan Counties

https://www.co.laplata.co.us/departments/district_attorney_s_office/victim_witness_assistance.php

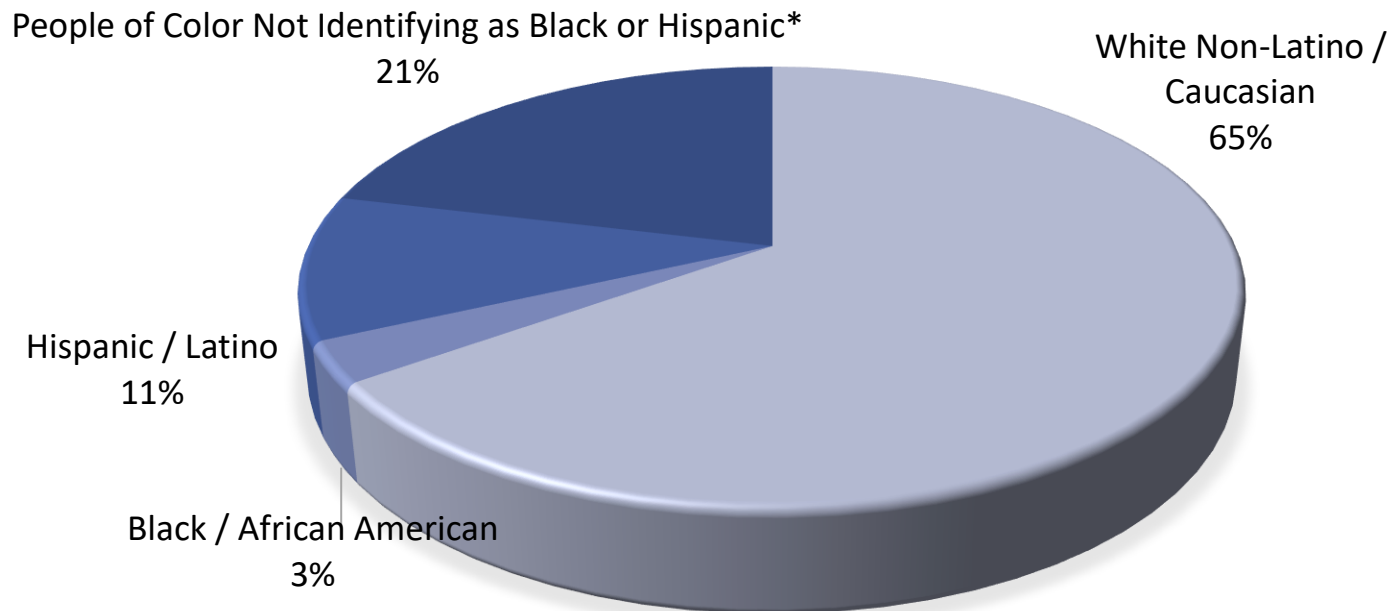
Assistant Program Administrator: Carol Little

carol.little@co.laplata.co.us

FFY24 CVC CLAIMS BY CRIMES	CVC CLAIMS PAID	DV RELATED	TOTAL CVC FUNDS
ARSON	0	0	\$ 0
ASSAULT	23	10	\$ 31,614
BURGLARY	3	3	\$ 8,285
CHILD ABUSE	12	0	\$ 27,868
HOMICIDE	5	0	\$ 8,096
HUMAN TRAFFICKING	0	0	\$ 0
KIDNAPPING	0	0	\$ 0
DUI	0	N / A	\$ 0
OTHER VEHICULAR CRIMES	5	N / A	\$ 12,392
ROBBERY	0	0	\$ 0
SEXUAL ASSAULT	3	0	\$ 2,755
STALKING	6	4	\$ 7,246
PROTECTION ORDER VIOLATIONS	0	0	\$ 0
TOTAL 6TH JD CVC CLAIMS PAID	57	17	\$ 98,256
FFY24 CVC CLAIMS BY SERVICES	TOTAL CVC FUNDS		
CRIME SCENE CLEAN UP	\$ 0		
DEPENDENT CARE	\$ 0		
ECONOMIC SUPPORT	\$ 17,280		
FUNERAL / BURIAL	\$ 8,581		
MEDICAL / DENTAL	\$ 13,406		
MENTAL HEALTH	\$ 44,908		
RELOCATION	\$ 7,880		
REPLACEMENT SERVICES	\$ 337		
TRAVEL	\$ 0		
SAFETY & SECURITY	\$ 5,854		
VRA CRIME MOTOR VEHICLE TOWING / IMPOUND FEES	\$ 0		
TOTAL 6TH JD CVC PROGRAM FUNDS PAID	\$ 98,256		
TOTAL 6TH JD CVC PROGRAM COURT COLLECTIONS	\$ 82,954		
<u>16% LESS THAN PAID</u>			

6th Judicial District FFY24 CVC CLAIM DEMOGRAPHICS

6TH JD RACE AND ETHNICITY DEMOGRAPHICS

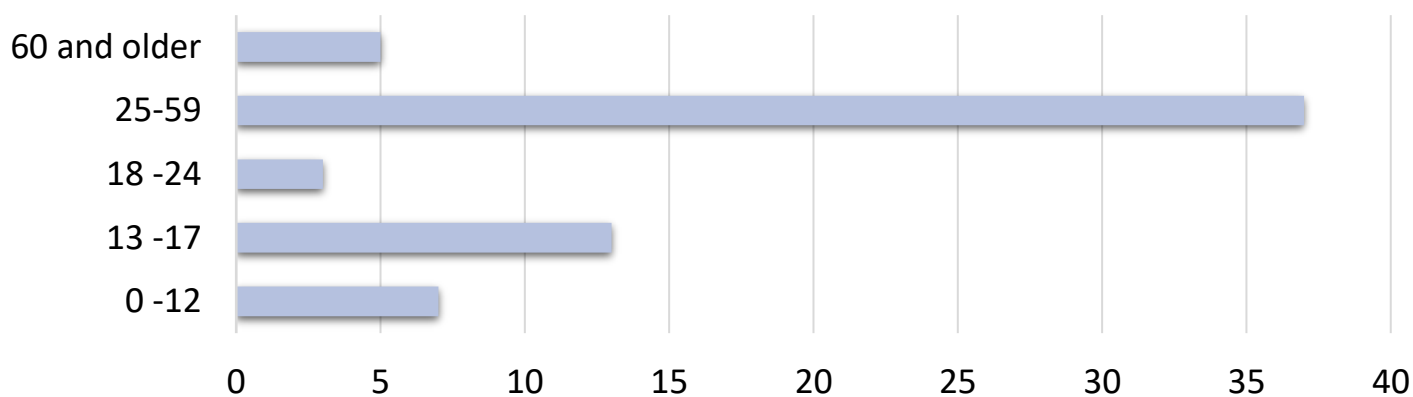


*Includes Native American, Asian, Native Hawaiian / Pacific Islander and Multiple Races

6TH JD GENDER DEMOGRAPHICS



6TH JD AGE DEMOGRAPHICS



7th Judicial District

Delta, Gunnison, Hinsdale, Montrose, Ouray and San Miguel Counties

<https://www.co7da.org/victim-services/victim-compensation/>

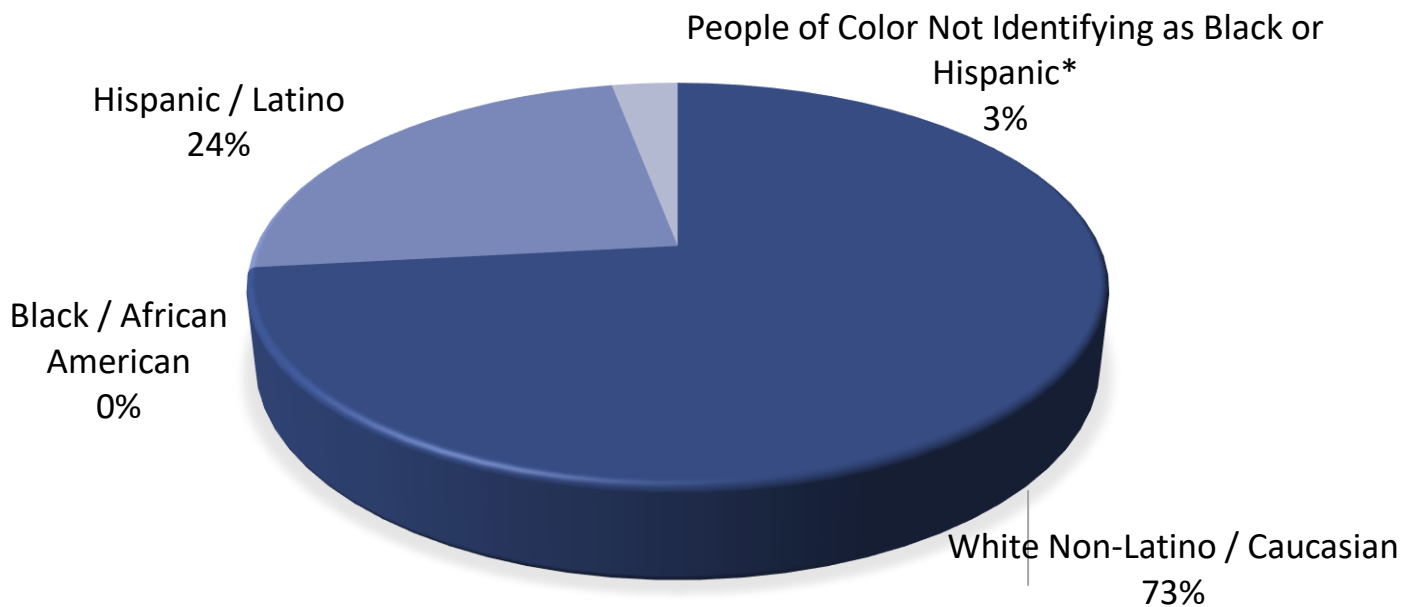
Program Administrator: Eleasha Cervantes

eleasha.cervantes@co7da.org

FFY24 CVC CLAIMS BY CRIMES	CVC CLAIMS PAID	DV RELATED	TOTAL CVC FUNDS
ARSON	0	0	\$ 0
ASSAULT	29	22	\$ 87,568
BURGLARY	0	0	\$ 0
CHILD ABUSE	10	9	\$ 16,818
HOMICIDE	4	4	\$ 11,016
HUMAN TRAFFICKING	0	0	\$ 0
KIDNAPPING	0	0	\$ 0
DUI	0	N / A	\$ 0
OTHER VEHICULAR CRIMES	5	N / A	\$ 47,835
ROBBERY	0	0	\$ 0
SEXUAL ASSAULT	10	9	\$ 19,359
STALKING	5	5	\$ 4,097
PROTECTION ORDER VIOLATIONS	0	0	\$ 0
TOTAL 7TH JD CVC CLAIMS PAID	63	49	\$ 186,693
FFY24 CVC CLAIMS BY SERVICES	TOTAL CVC FUNDS		
CRIME SCENE CLEAN UP	\$ 0		
DEPENDENT CARE	\$ 0		
ECONOMIC SUPPORT	\$ 94,709		
FUNERAL / BURIAL	\$ 18,087		
MEDICAL / DENTAL	\$ 54,000		
MENTAL HEALTH	\$ 16,500		
RELOCATION	\$ 0		
REPLACEMENT SERVICES	\$ 0		
TRAVEL	\$ 1,280		
SAFETY & SECURITY	\$ 2,118		
VRA CRIME MOTOR VEHICLE TOWING / IMPOUND FEES	\$ 0		
TOTAL 7TH JD CVC PROGRAM FUNDS PAID	\$ 186,693		
TOTAL 7TH JD CVC PROGRAM COURT <u>COLLECTIONS</u>	\$ 105,906		
<u>43% LESS</u> THAN PAID			

7th Judicial District FFY24 CVC CLAIM DEMOGRAPHICS

7TH JD RACE AND ETHNICITY DEMOGRAPHICS

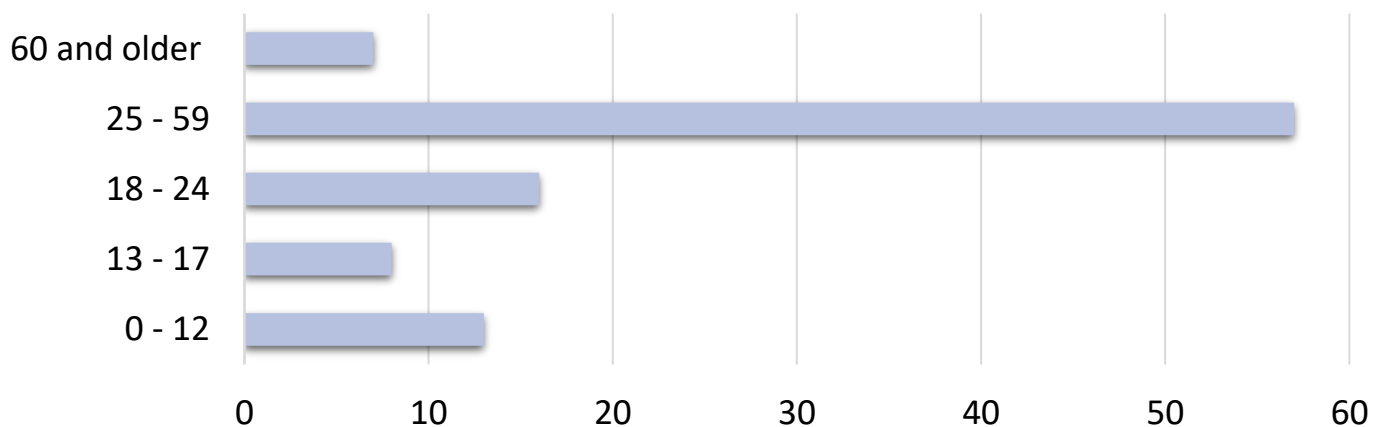


*Includes Native American, Asian, Native Hawaiian / Pacific Islander and Multiple Races

7TH JD GENDER DEMOGRAPHICS



7TH JD AGE DEMOGRAPHICS



8th Judicial District
Jackson and Larimer Counties

<https://www.larimer.gov/da/vicwit/compensation>

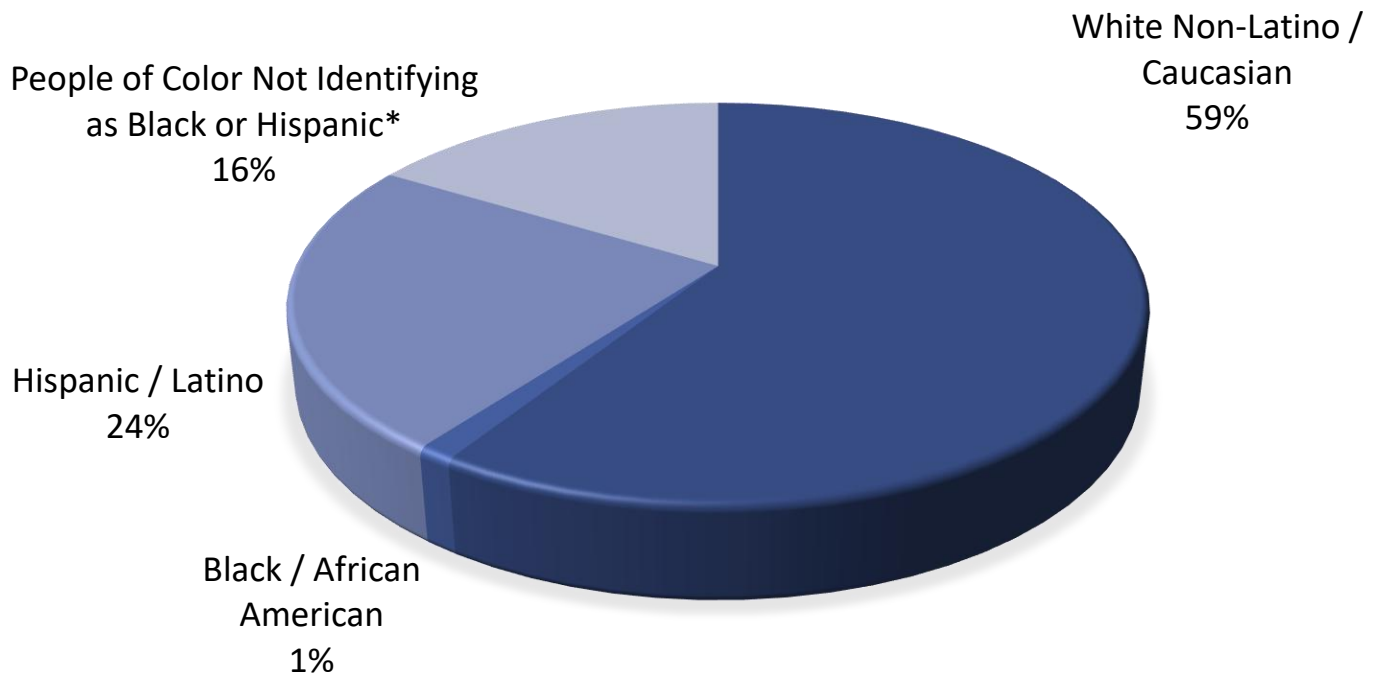
Program Administrator: Candace Smith

smithcr@co.larimer.co.us

FFY24 CVC CLAIMS BY CRIMES	CVC CLAIMS PAID	DV RELATED	TOTAL CVC FUNDS
ARSON	2	0	\$ 5,000
ASSAULT	122	83	\$ 314,357
BURGLARY	18	10	\$ 28,288
CHILD ABUSE	111	0	\$ 135,725
HOMICIDE	13	0	\$ 49,224
HUMAN TRAFFICKING	0	0	\$ 0
KIDNAPPING	5	4	\$ 7,200
DUI	3	N / A	\$ 9,291
OTHER VEHICULAR CRIMES	22	N / A	\$ 95,660
ROBBERY	0	0	\$ 0
SEXUAL ASSAULT	20	3	\$ 33,877
STALKING	7	5	\$ 10,117
PROTECTION ORDER VIOLATIONS	5	5	\$ 9,180
TOTAL 8TH JD CVC CLAIMS PAID	328	110	\$ 697,919
FFY24 CVC CLAIMS BY SERVICES	TOTAL CVC FUNDS		
CRIME SCENE CLEAN UP	\$ 0		
DEPENDENT CARE	\$ 0		
ECONOMIC SUPPORT	\$ 154,401		
FUNERAL / BURIAL	\$ 76,451		
MEDICAL / DENTAL	\$ 147,902		
MENTAL HEALTH	\$ 227,342		
RELOCATION	\$ 65,704		
REPLACEMENT SERVICES	\$ 735		
TRAVEL	\$,		
SAFETY & SECURITY	\$ 24,914		
VRA CRIME MOTOR VEHICLE TOWING / IMPOUND FEES	\$ 470		
TOTAL 8TH JD CVC PROGRAM FUNDS PAID	\$ 697,919		
TOTAL 8TH JD CVC PROGRAM COURT COLLECTIONS	\$ 372,117		
<u>47% LESS THAN PAID</u>			

8th Judicial District FFY23 CVC CLAIM DEMOGRAPHICS

8TH JD RACE AND ETHNICITY DEMOGRAPHICS

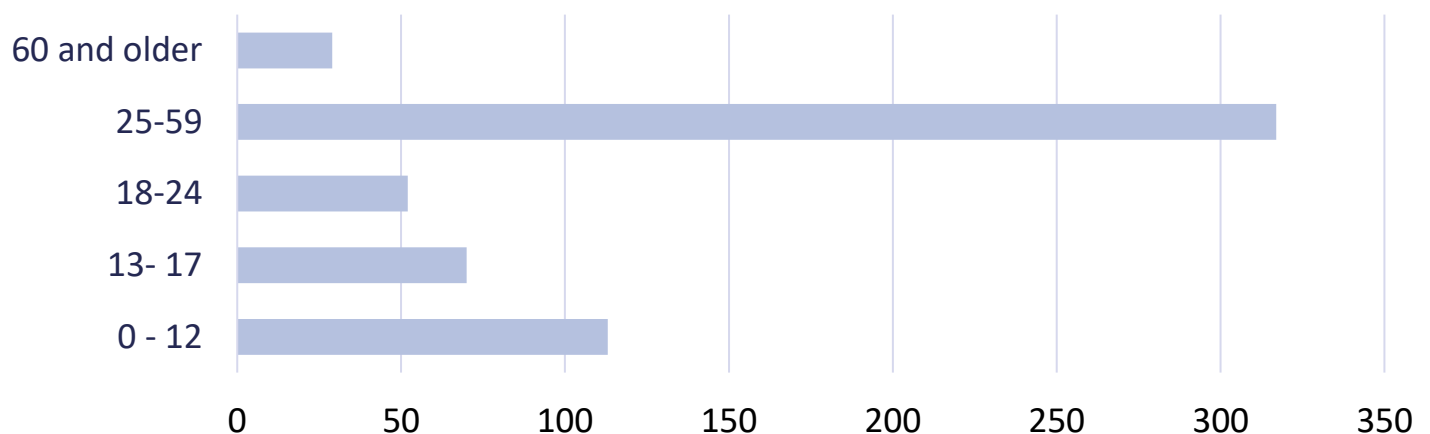


*Includes Native American, Asian, Native Hawaiian / Pacific Islander and Multiple Races

8TH JD GENDER DEMOGRAPHICS



8TH JD AGE DEMOGRAPHICS



9th Judicial District
Garfield, Pitkin and Rio Blanco Counties

<https://www.9daco.org/victimcompensation.html>

Program Administrator: Steve Aurand

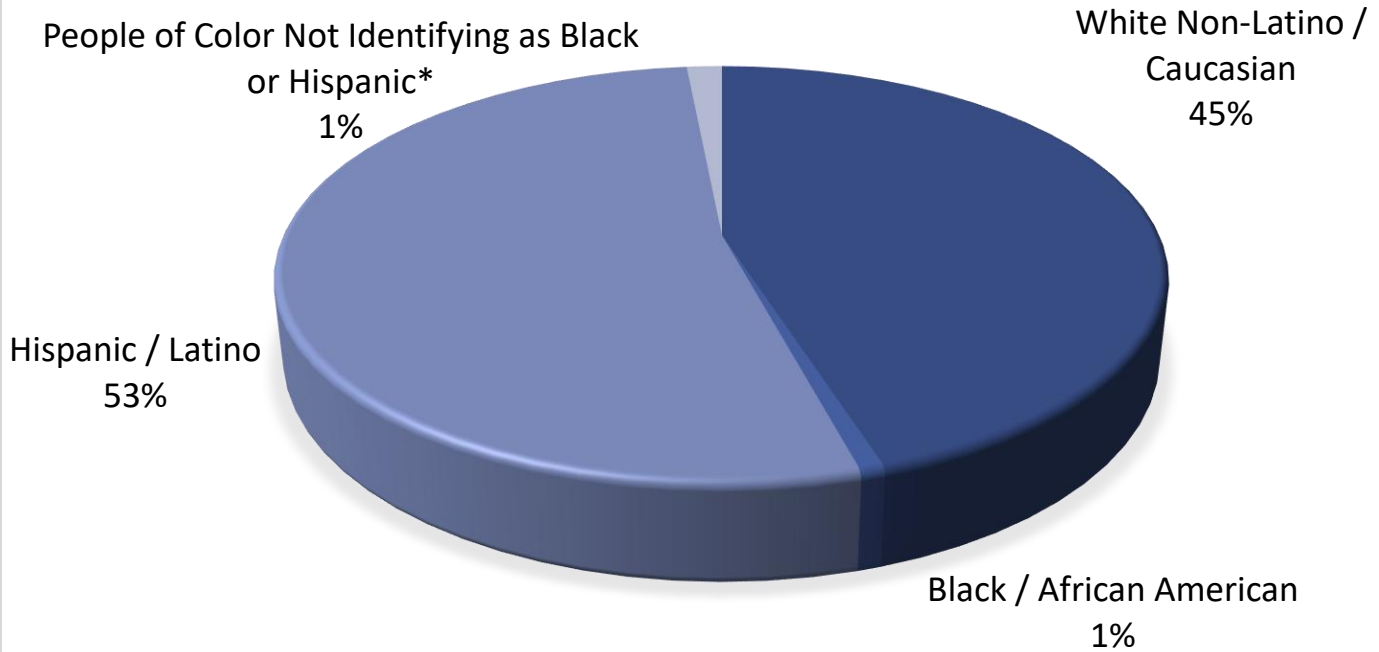
saurand@9daco.org

FFY24 CVC CLAIMS BY CRIMES	CVC CLAIMS PAID	DV RELATED	TOTAL CVC FUNDS
ARSON	0	0	\$ 0
ASSAULT	39	22	\$ 100,977
BURGLARY	1	1	\$ 3,600
CHILD ABUSE	55	25	\$ 101,610
HOMICIDE	1	0	\$ 3,450
HUMAN TRAFFICKING	0	0	\$ 0
KIDNAPPING	0	0	\$ 0
DUI	2	N / A	\$ 1,655
OTHER VEHICULAR CRIMES	5	N / A	\$ 19,945
ROBBERY	1	0	\$ 1,950
SEXUAL ASSAULT	9	0	\$ 17,670
STALKING	1	0	\$ 80
PROTECTION ORDER VIOLATIONS	3	2	\$ 10,950
TOTAL 9TH JD CVC CLAIMS PAID	117	50	\$ 261,887
FFY24 CVC CLAIMS BY SERVICES	TOTAL CVC FUNDS		
CRIME SCENE CLEAN UP	\$ 0		
DEPENDENT CARE	\$ 0		
ECONOMIC SUPPORT	\$ 1,339		
FUNERAL / BURIAL	\$ 10,000		
MEDICAL / DENTAL	\$ 66,075		
MENTAL HEALTH	\$ 184,035		
RELOCATION	\$ 0		
REPLACEMENT SERVICES	\$ 0		
TRAVEL	\$ 0		
SAFETY & SECURITY	\$ 438		
VRA CRIME MOTOR VEHICLE TOWING / IMPOUND FEES	\$ 0		
TOTAL 9TH JD CVC PROGRAM FUNDS PAID	\$ 261,887		
TOTAL 9TH JD CVC PROGRAM COURT COLLECTIONS	\$ 86,572		
<u>67% LESS THAN PAID</u>			

9th Judicial District

FFY24 CVC CLAIM DEMOGRAPHICS

9TH JD RACE AND ETHNICITY DEMOGRAPHICS

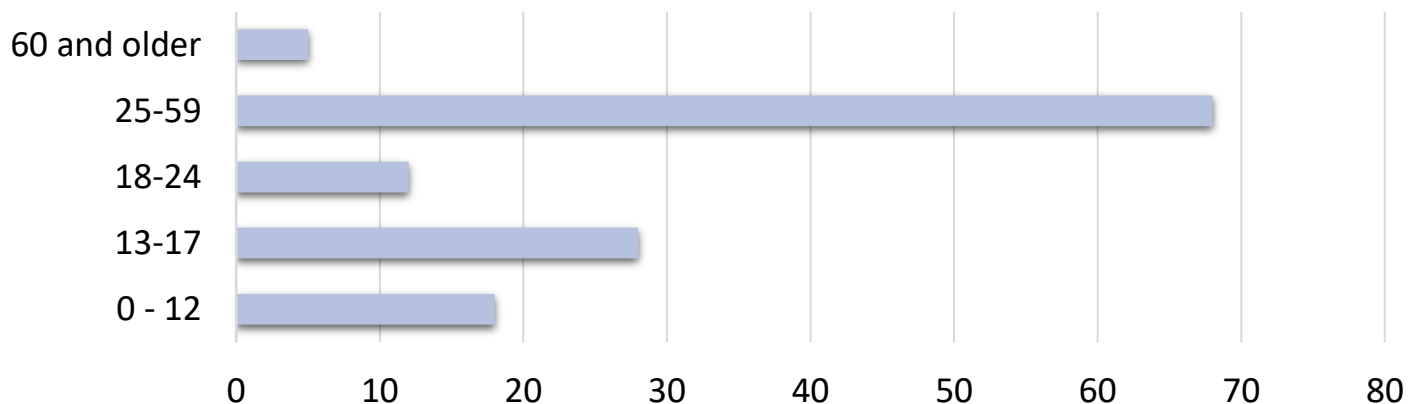


*Includes Native American, Asian, Native Hawaiian / Pacific Islander and Multiple Races

9TH JD GENDER DEMOGRAPHICS



9th JD AGE DEMOGRAPHICS



10th Judicial District
Pueblo County

county.pueblo.org/government/county/department/county-district-attorney/victim-compensation

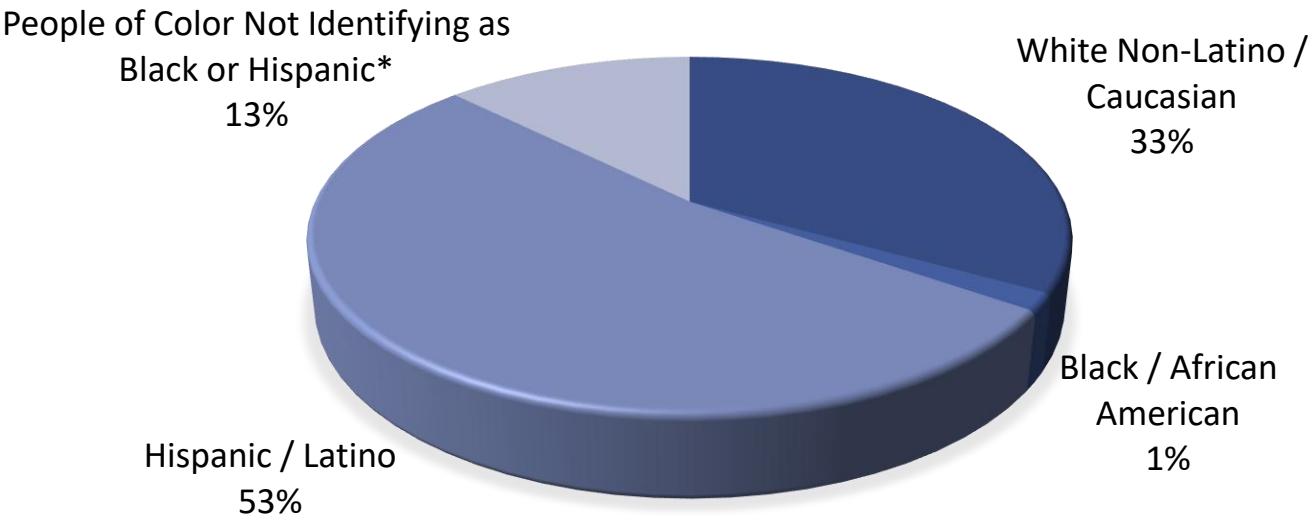
Program Administrator: Florence Hunt

hunt@co.pueblo.co.us

FFY24 CVC CLAIMS BY CRIMES	CVC CLAIMS PAID	DV RELATED	TOTAL CVC FUNDS
ARSON	1	1	\$ 975
ASSAULT	25	8	\$ 79,028
BURGLARY	9	0	\$ 14,793
CHILD ABUSE	7	0	\$ 3,991
HOMICIDE	25	0	\$ 138,847
HUMAN TRAFFICKING	0	0	\$ 0
KIDNAPPING	0	0	\$ 0
DUI	1	N / A	\$ 742
OTHER VEHICULAR CRIMES	32	N / A	\$ 172,497
ROBBERY	0	0	\$ 0
SEXUAL ASSAULT	3	0	\$ 4,075
STALKING	0	0	\$ 0
PROTECTION ORDER VIOLATIONS	0	0	\$ 0
TOTAL 10TH JD CVC CLAIMS PAID	103	9	\$ 414,948
FFY24 CVC CLAIMS BY SERVICES	TOTAL CVC FUNDS		
CRIME SCENE CLEAN UP	\$ 0		
DEPENDENT CARE	\$ 0		
ECONOMIC SUPPORT	\$ 27,161		
FUNERAL / BURIAL	\$ 249,575		
MEDICAL / DENTAL	\$ 105,022		
MENTAL HEALTH	\$ 15,769		
RELOCATION	\$ 2,497		
REPLACEMENT SERVICES	\$ 5,996		
TRAVEL	\$ 0		
SAFETY & SECURITY	\$ 8,929		
VRA CRIME MOTOR VEHICLE TOWING / IMPOUND FEES	\$ 0		
TOTAL 10TH JD CVC PROGRAM FUNDS PAID	\$ 414,948		
TOTAL 10TH JD CVC PROGRAM COURT COLLECTIONS	\$ 205,949		
<u>50% LESS THAN PAID</u>			


10th Judicial District
FFY24 CVC CLAIM DEMOGRAPHICS

10TH JD RACE AND ETHNICITY DEMOGRAPHICS

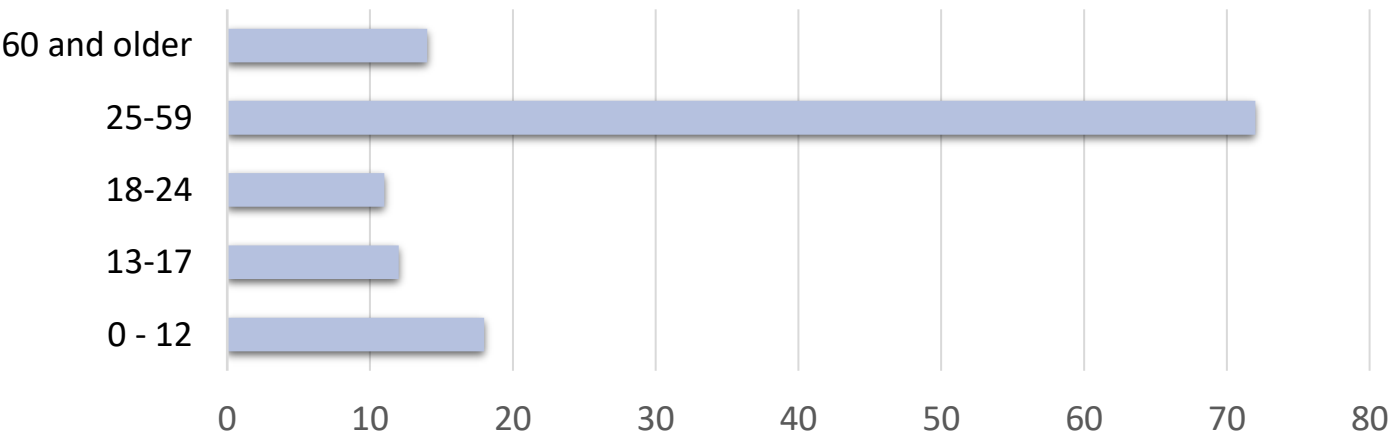


*Includes Native American, Asian, Native Hawaiian / Pacific Islander and Multiple Races

10TH JD GENDER DEMOGRAPHICS



10TH JD AGE DEMOGRAPHICS



11th Judicial District
Chaffee, Custer, Fremont and Park Counties

Program Administrator: Jeanine Lucero

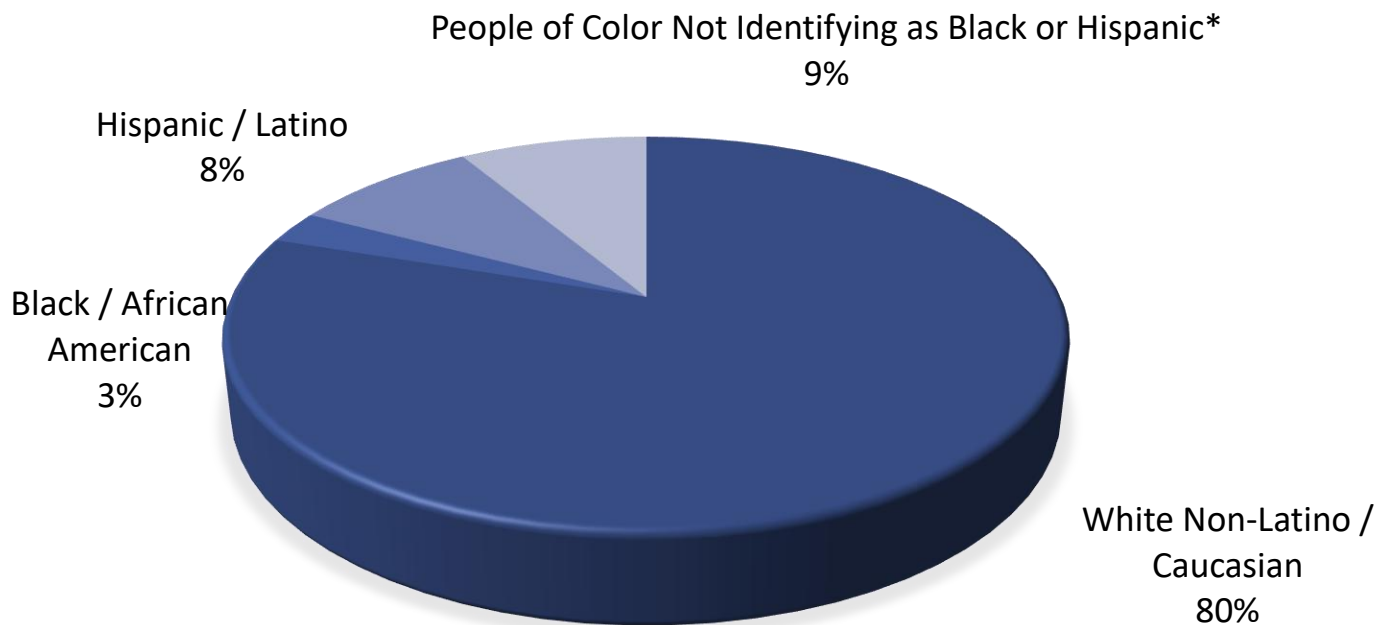
jlucero@da11thjd.org

FFY24 CVC CLAIMS BY CRIMES	CVC CLAIMS PAID	DV RELATED	TOTAL CVC FUNDS
ARSON	0	0	\$ 0
ASSAULT	27	17	\$ 65,756
BURGLARY	3	2	\$ 3,135
CHILD ABUSE	4	2	\$ 11,332
HOMICIDE	52	0	\$ 165,516
HUMAN TRAFFICKING	0	0	\$ 0
KIDNAPPING	1	0	\$ 280
DUI	0	N / A	\$ 0
OTHER VEHICULAR CRIMES	10	N / A	\$ 36,709
ROBBERY	0	0	\$ 0
SEXUAL ASSAULT	0	0	\$ 0
STALKING	0	0	\$ 0
PROTECTION ORDER VIOLATIONS	0	0	\$ 0
TOTAL 11TH JD CVC CLAIMS PAID	99	21	\$ 282,728
FFY24 CVC CLAIMS BY SERVICES			TOTAL CVC FUNDS
CRIME SCENE CLEAN UP			\$ 0
DEPENDENT CARE			\$ 0
ECONOMIC SUPPORT			\$ 87,674
FUNERAL / BURIAL			\$ 117,193
MEDICAL / DENTAL			\$ 50,194
MENTAL HEALTH			\$ 15,790
RELOCATION			\$ 2,936
REPLACEMENT SERVICES			\$ 0
TRAVEL			\$ 5,350
SAFETY & SECURITY			\$ 3,591
VRA CRIME MOTOR VEHICLE TOWING / IMPOUND FEES			\$ 0
TOTAL 11TH JD CVC PROGRAM FUNDS PAID			\$ 282,728
TOTAL 11TH JD CVC PROGRAM COURT COLLECTIONS			\$ 85,194
<u>70% LESS THAN PAID</u>			

11th Judicial District


FFY23 CVC CLAIM DEMOGRAPHICS

11TH JD RACE AND ETHNICITY DEMOGRAPHICS

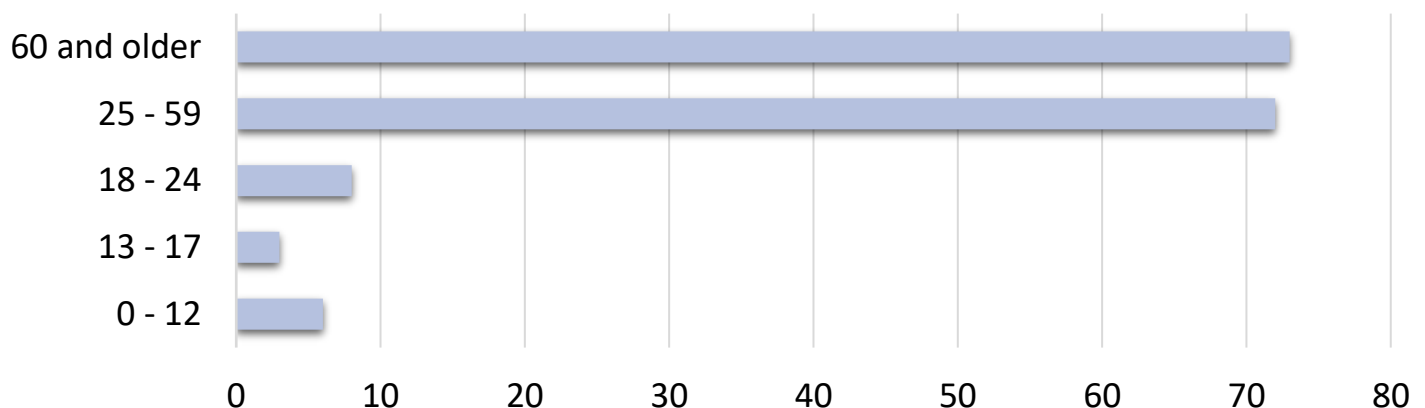


*Includes Native American, Asian, Native Hawaiian / Pacific Islander and Multiple Races

11TH JD GENDER DEMOGRAPHICS



11TH JD AGE DEMOGRAPHICS



12th Judicial District

Alamosa, Conejos, Costilla, Mineral, Rio Grande and Saguache Counties

<https://12thjudicialdistrictattorney.org/>

Program Administrator: Tammy Rogers

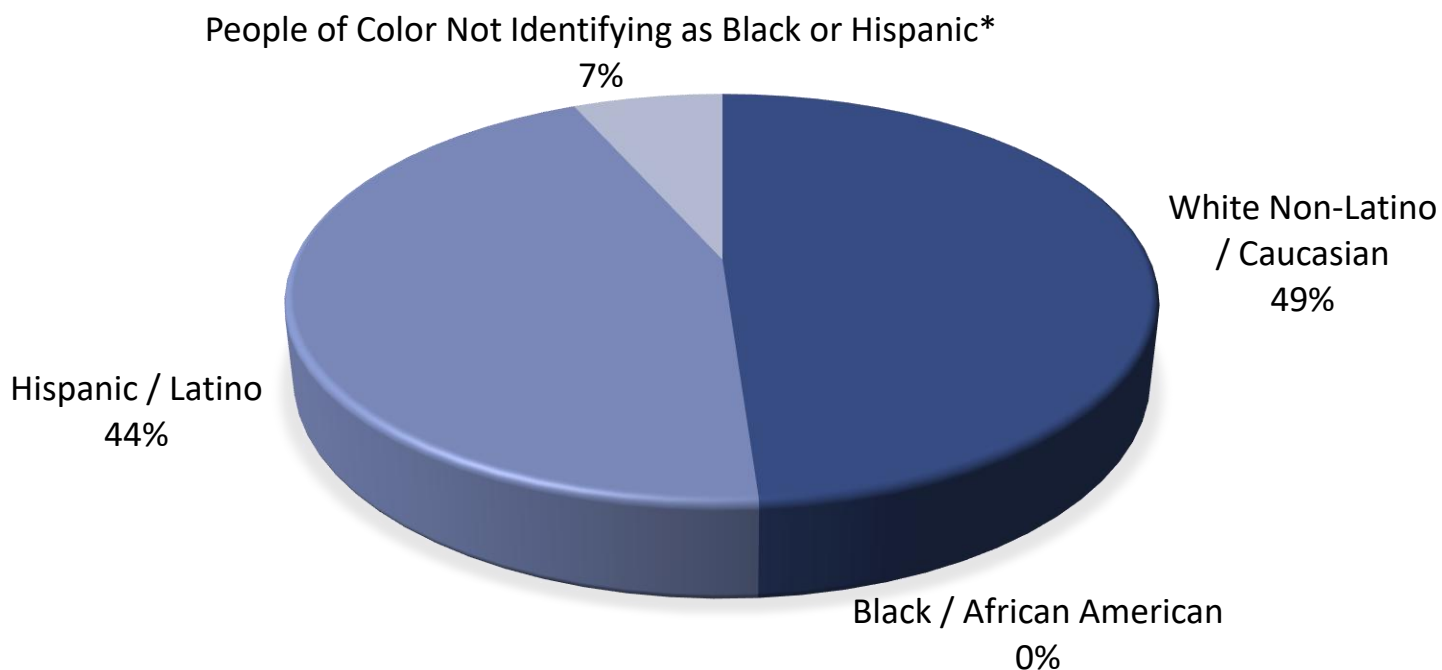
tmrogers@da12.state.co.us

FFY24 CVC CLAIMS BY CRIMES	CVC CLAIMS PAID	DV RELATED	TOTAL CVC FUNDS
ARSON	0	0	\$ 0
ASSAULT	9	2	\$ 15,197
BURGLARY	6	1	\$ 3,416
CHILD ABUSE	7	0	\$ 8,500
HOMICIDE	9	0	\$ 35,803
HUMAN TRAFFICKING	0	0	\$ 0
KIDNAPPING	0	0	\$ 0
DUI	2	N / A	\$ 8,293
OTHER VEHICULAR CRIMES	3	N / A	\$ 7,569
ROBBERY	0	0	\$ 0
SEXUAL ASSAULT	4	1	\$ 12,086
STALKING	0	0	\$ 0
PROTECTION ORDER VIOLATIONS	0	0	\$ 0
TOTAL 12^H JD CVC CLAIMS PAID	40	4	\$ 90,864
FFY24 CVC CLAIMS BY SERVICES	TOTAL CVC FUNDS		
CRIME SCENE CLEAN UP	\$ 0		
DEPENDENT CARE	\$ 0		
ECONOMIC SUPPORT	\$ 16,518		
FUNERAL / BURIAL	\$ 34,245		
MEDICAL / DENTAL	\$ 24,209		
MENTAL HEALTH	\$ 12,755		
RELOCATION	\$ 0		
REPLACEMENT SERVICES	\$ 899		
TRAVEL	\$ 0		
SAFETY & SECURITY	\$ 2,248		
VRA CRIME MOTOR VEHICLE TOWING / IMPOUND FEES	\$ 0		
TOTAL 12TH JD CVC PROGRAM FUNDS PAID	\$ 90,864		
TOTAL 12TH JD CVC PROGRAM COURT COLLECTIONS	\$ 66,217		
<u>27% LESS THAN PAID</u>			

12th Judicial District

FFY24 CVC CLAIM DEMOGRAPHICS

12TH JD RACE AND ETHNICITY DEMOGRAPHICS

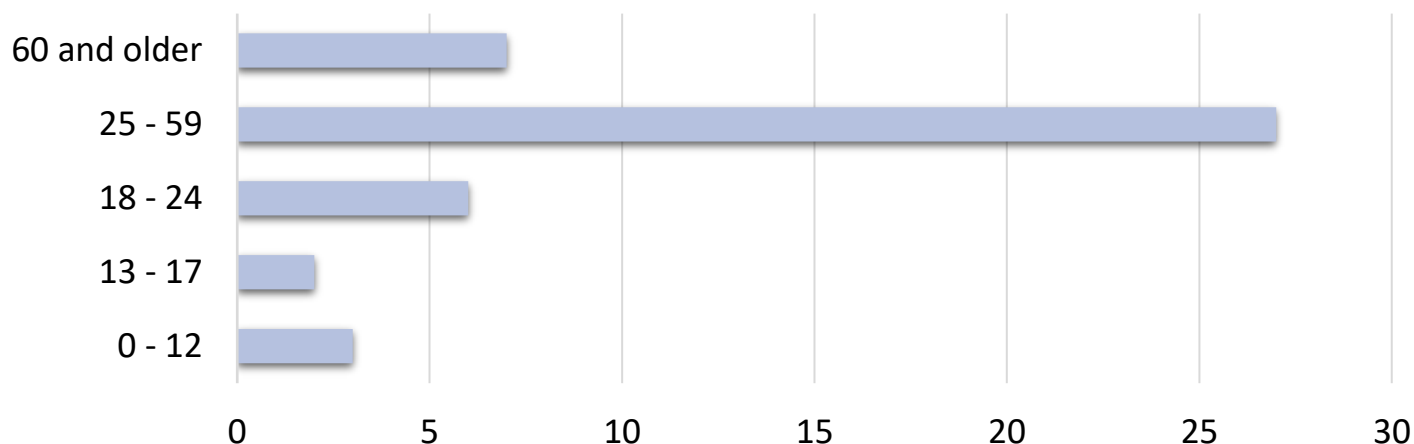


*Includes Native American, Asian, Native Hawaiian / Pacific Islander and Multiple Races

12TH JD GENDER DEMOGRAPHICS



12TH JD AGE DEMOGRAPHICS



13th Judicial District

Kit Carson, Logan, Morgan, Phillips, Sedgwick, Washington and Yuma Counties

<https://www.13thda.com/victim-information>

Program Administrator: Jill Olsen

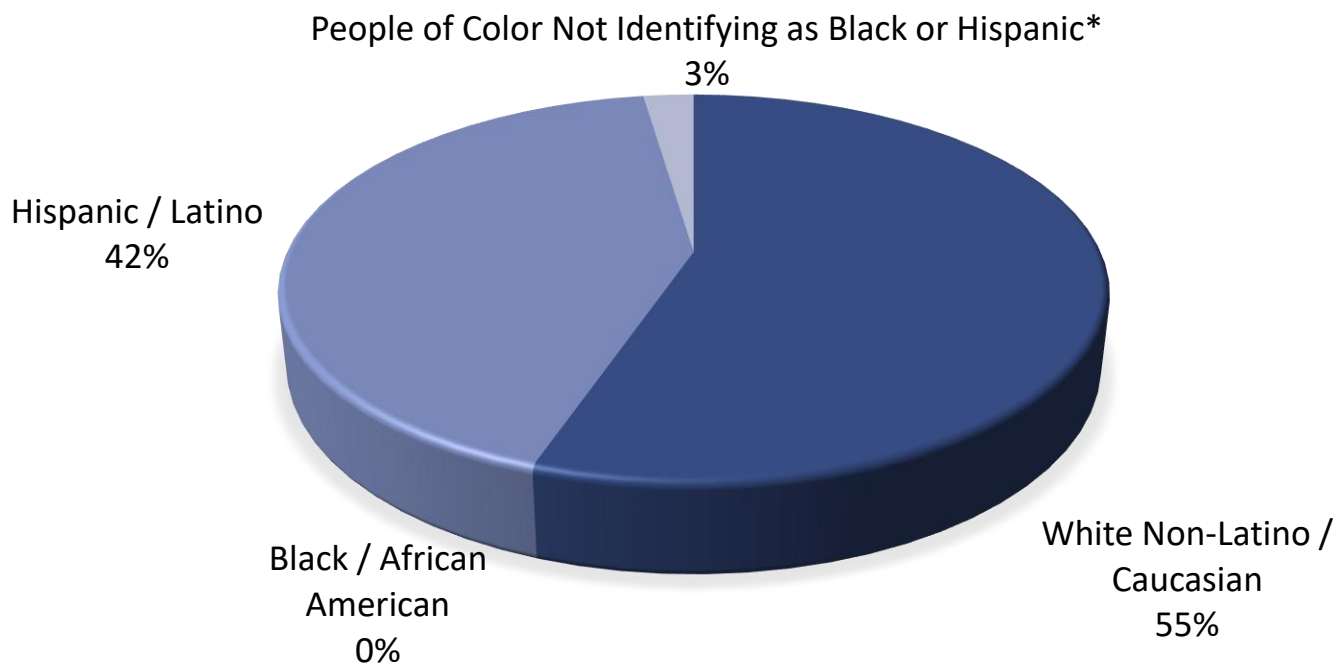
jolsen@13thda.com

FFY24 CVC CLAIMS BY CRIMES	CVC CLAIMS PAID	DV RELATED	TOTAL CVC FUNDS
ARSON	0	0	\$ 0
ASSAULT	33	16	\$ 62,955
BURGLARY	0	0	\$ 0
CHILD ABUSE	30	0	\$ 18,349
HOMICIDE	6	1	\$ 24,025
HUMAN TRAFFICKING	0	0	\$ 0
KIDNAPPING	2	0	\$ 2,185
DUI	8	N / A	\$ 10,865
OTHER VEHICULAR CRIMES	0	N / A	\$ 0
ROBBERY	0	0	\$ 0
SEXUAL ASSAULT	4	1	\$ 1,734
STALKING	0	0	\$ 0
PROTECTION ORDER VIOLATIONS	0	0	\$ 0
TOTAL 13TH JD CVC CLAIMS PAID	83	18	\$ 120,112
FFY24 CVC CLAIMS BY SERVICES	TOTAL CVC FUNDS		
CRIME SCENE CLEAN UP	\$ 1,500		
DEPENDENT CARE	\$ 0		
ECONOMIC SUPPORT	\$ 47,377		
FUNERAL / BURIAL	\$ 16,489		
MEDICAL / DENTAL	\$ 36,311		
MENTAL HEALTH	\$ 18,435		
RELOCATION	\$ 0		
REPLACEMENT SERVICES	\$ 0		
TRAVEL	\$ 0		
SAFETY & SECURITY	\$ 0		
VRA CRIME MOTOR VEHICLE TOWING / IMPOUND FEES	\$ 0		
TOTAL 13TH JD CVC PROGRAM FUNDS PAID	\$ 120,112		
TOTAL 13TH JD CVC PROGRAM COURT COLLECTIONS	\$ 95,889		
<u>20% LESS THAN PAID</u>			

13th Judicial District

FFY24 CVC CLAIM DEMOGRAPHICS

13TH JD RACE AND ETHNICITY DEMOGRAPHICS

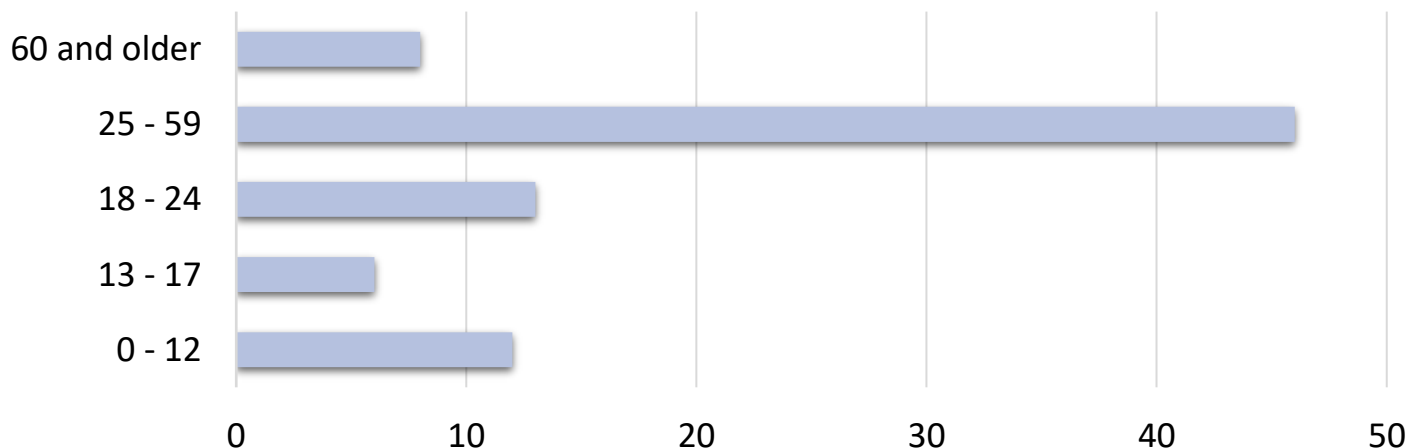


*Includes Native American, Asian, Native Hawaiian / Pacific Islander and Multiple Races

13TH JD GENDER DEMOGRAPHICS



13TH JD AGE DEMOGRAPHICS



14th Judicial District
Grand, Moffat and Routt Counties

<https://14da.org/victim-services/>

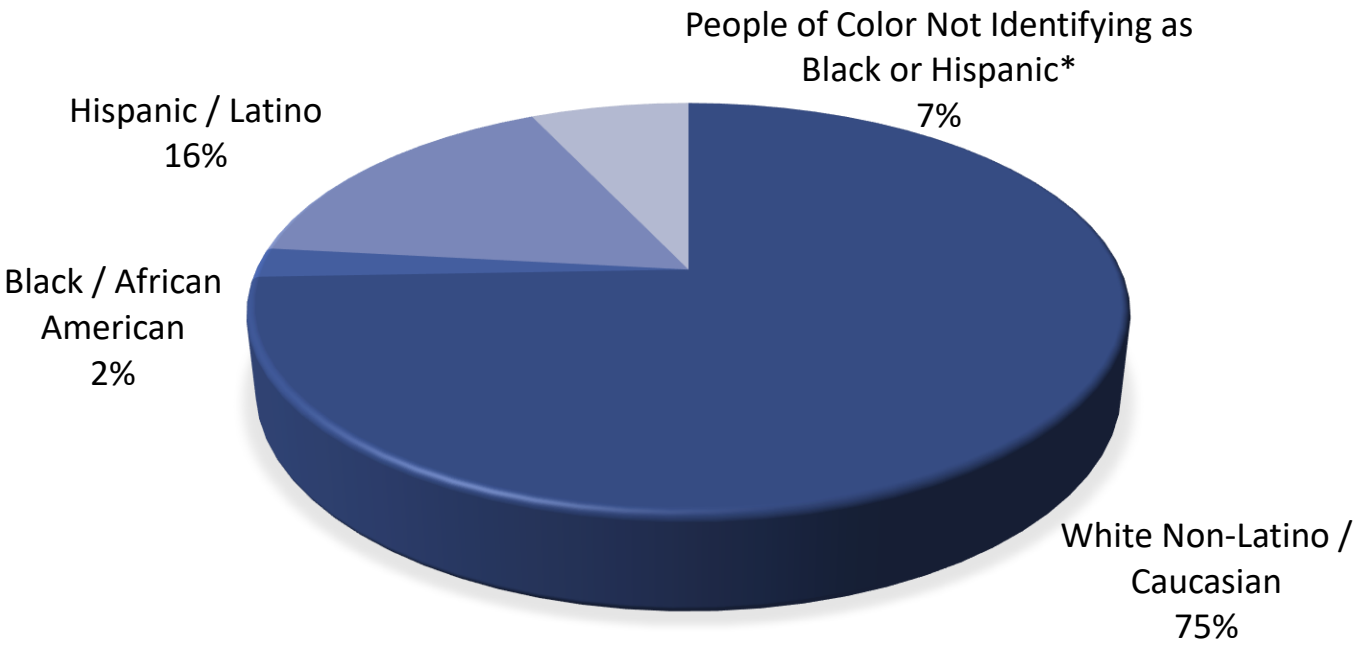
Program Administrator: Donna Zulian

dzulian@14da.org

FFY24 CVC CLAIMS BY CRIMES	CVC CLAIMS PAID	DV RELATED	TOTAL CVC FUNDS
ARSON	0	0	\$ 0
ASSAULT	16	9	\$ 86,911
BURGLARY	0	0	\$ 0
CHILD ABUSE	14	0	\$ 16,535
HOMICIDE	2	0	\$ 9,617
HUMAN TRAFFICKING	0	0	\$ 0
KIDNAPPING	0	0	\$ 0
DUI	0	N / A	\$ 0
OTHER VEHICULAR CRIMES	2	N / A	\$ 1,600
ROBBERY	0	0	\$ 0
SEXUAL ASSAULT	5	1	\$ 4,698
STALKING	1	1	\$ 2,200
PROTECTION ORDER VIOLATIONS	0	0	\$ 0
TOTAL 14TH JD CVC CLAIMS PAID	40	11	\$ 121,831
FFY24 CVC CLAIMS BY SERVICES	TOTAL CVC FUNDS		
CRIME SCENE CLEAN UP	\$ 0		
DEPENDENT CARE	\$ 0		
ECONOMIC SUPPORT	\$ 15,958		
FUNERAL / BURIAL	\$ 8,717		
MEDICAL / DENTAL	\$ 68,624		
MENTAL HEALTH	\$ 26,410		
RELOCATION	\$ 2,000		
REPLACEMENT SERVICES	\$ 0		
TRAVEL	\$ 0		
SAFETY & SECURITY	\$ 122		
VRA CRIME MOTOR VEHICLE TOWING / IMPOUND FEES	\$ 0		
TOTAL 14TH JD CVC PROGRAM FUNDS PAID	\$ 121,831		
TOTAL 14TH JD CVC PROGRAM COURT COLLECTIONS	\$ 62,481		
<u>49% LESS THAN PAID</u>			


14th Judicial District
FFY24 CVC CLAIM DEMOGRAPHICS

14TH JD RACE AND ETHNICITY DEMOGRAPHICS

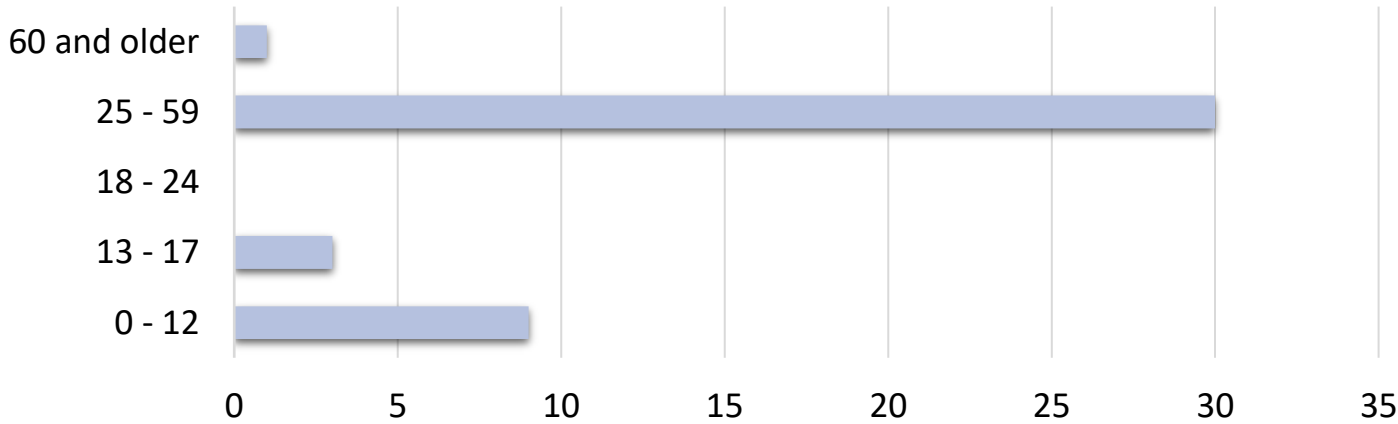


*Includes Native American, Asian, Native Hawaiian / Pacific Islander and Multiple Races

14TH JD GENDER DEMOGRAPHICS



14TH JD AGE DEMOGRAPHICS



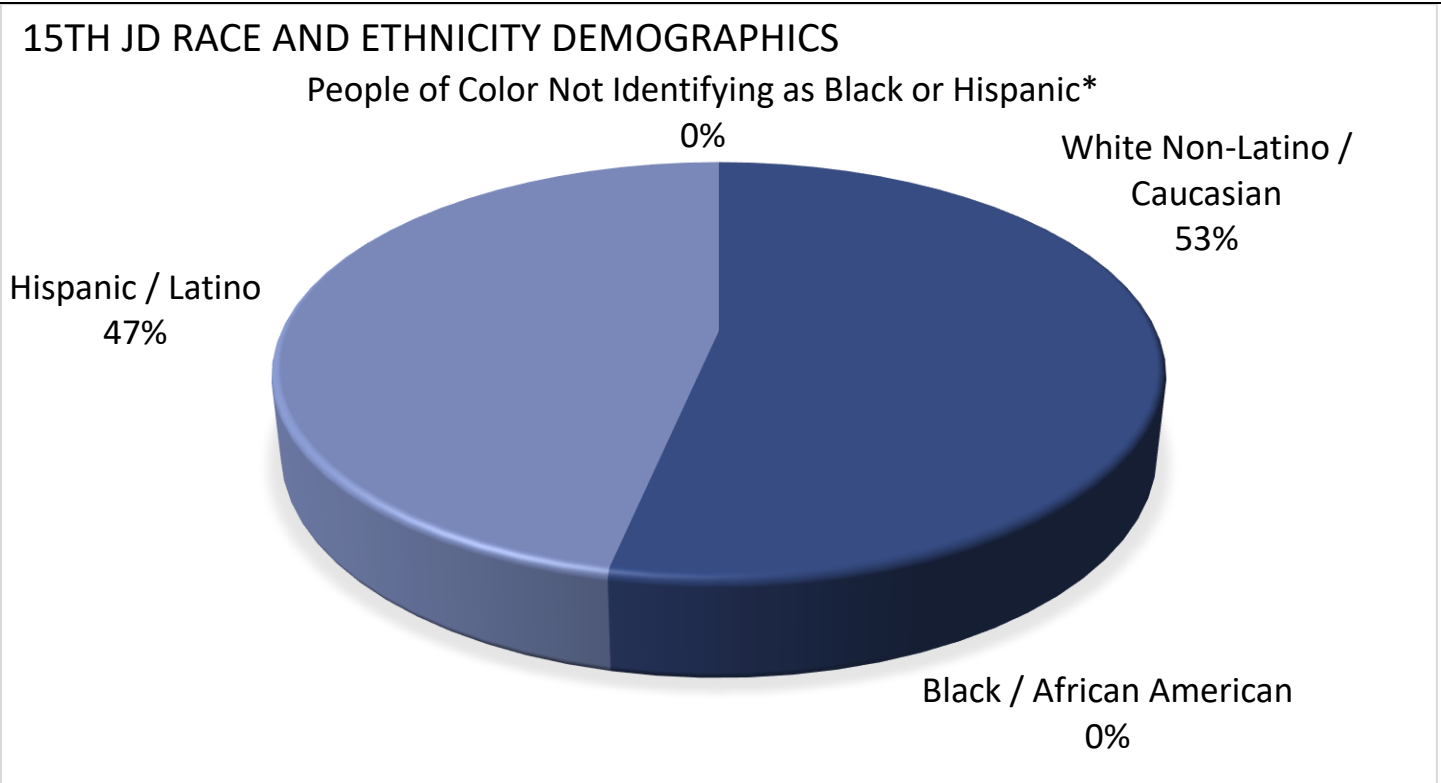
15th Judicial District

Baca, Cheyenne, Kiowa and Prowers Counties

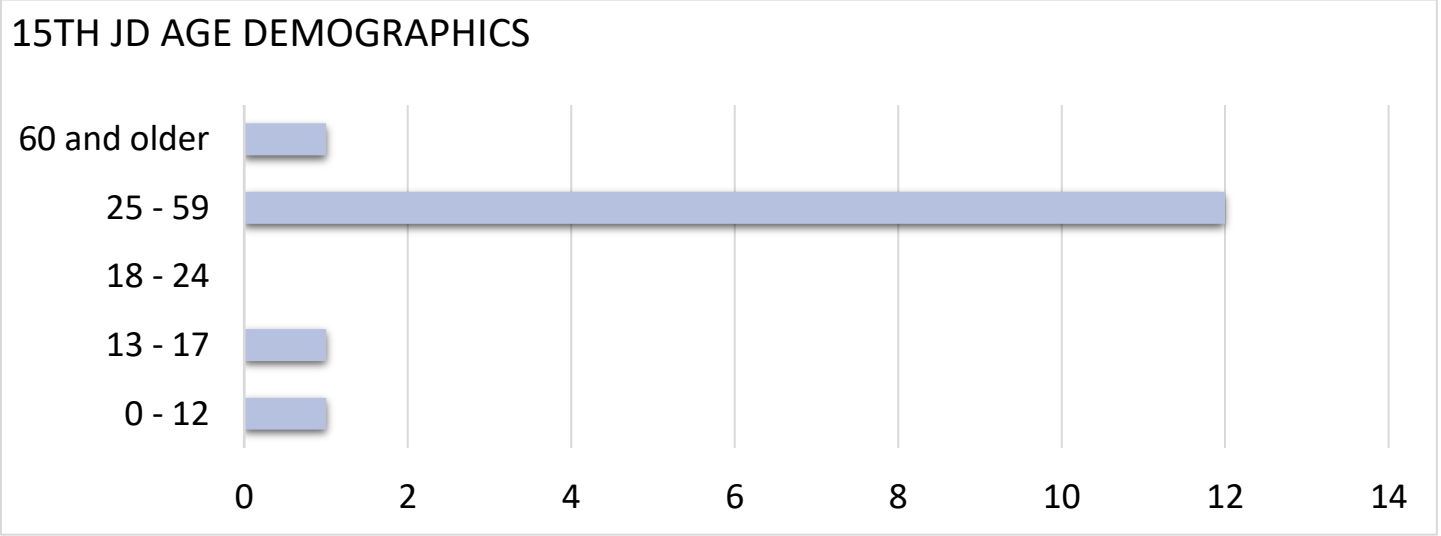
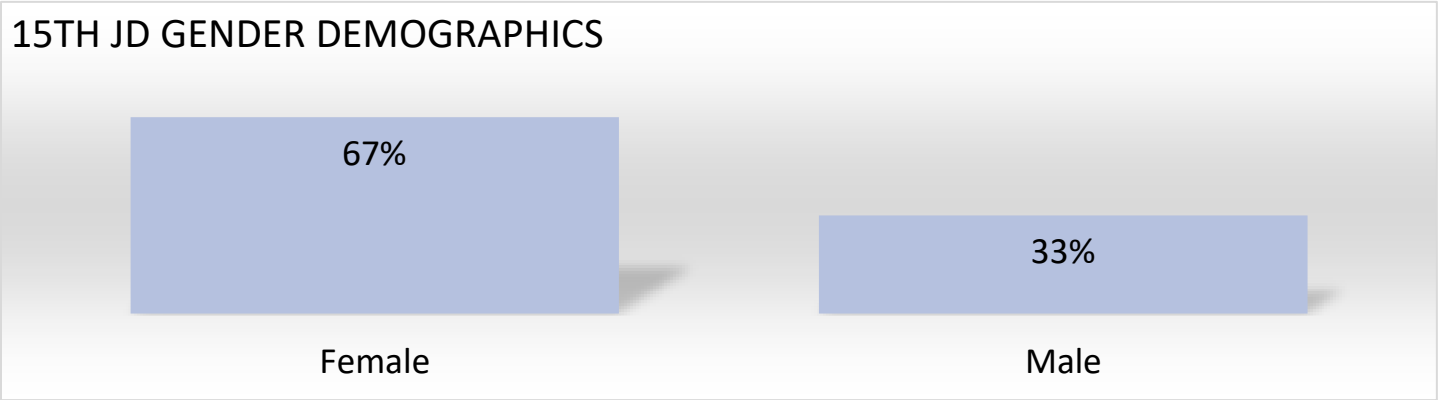
Program Administrator: Tammy William tammy.williams@southeastcolorado.net

FFY24 CVC CLAIMS BY CRIMES	CVC CLAIMS PAID	DV RELATED	TOTAL CVC FUNDS
ARSON	0	0	\$ 0
ASSAULT	3	0	\$ 5,729
BURGLARY	1	0	\$ 100
CHILD ABUSE	1	0	\$ 6,169
HOMICIDE	5	0	\$ 10,265
HUMAN TRAFFICKING	0	0	\$ 0
KIDNAPPING	0	0	\$ 0
DUI	0	N / A	\$ 0
OTHER VEHICULAR CRIMES	3	N / A	\$ 41,254
ROBBERY	0	0	\$ 0
SEXUAL ASSAULT	1	0	\$ 2,950
STALKING	0	0	\$ 0
PROTECTION ORDER VIOLATIONS	1	0	\$ 773
TOTAL 15TH JD CVC CLAIMS PAID	15	0	\$ 67,241
FFY24 CVC CLAIMS BY SERVICES			TOTAL CVC FUNDS
CRIME SCENE CLEAN UP			\$ 0
DEPENDENT CARE			\$ 0
ECONOMIC SUPPORT			\$ 9,263
FUNERAL / BURIAL			\$ 12,570
MEDICAL / DENTAL			\$ 31,077
MENTAL HEALTH			\$ 0
RELOCATION			\$ 1,600
REPLACEMENT SERVICES			\$ 0
TRAVEL			\$ 3,879
SAFETY & SECURITY			\$ 8,852
VRA CRIME MOTOR VEHICLE TOWING / IMPOUND FEES			\$ 0
TOTAL 15TH JD CVC PROGRAM FUNDS PAID			\$ 67,241
TOTAL 15TH JD CVC PROGRAM COURT <u>COLLECTIONS</u>			\$ 32,829
<u>51% LESS</u> THAN PAID			

15th Judicial District
FFY24 CVC CLAIM DEMOGRAPHICS



*Includes Native American, Asian, Native Hawaiian / Pacific Islander and Multiple Races



16th Judicial District
Bent, Crowley and Otero Counties

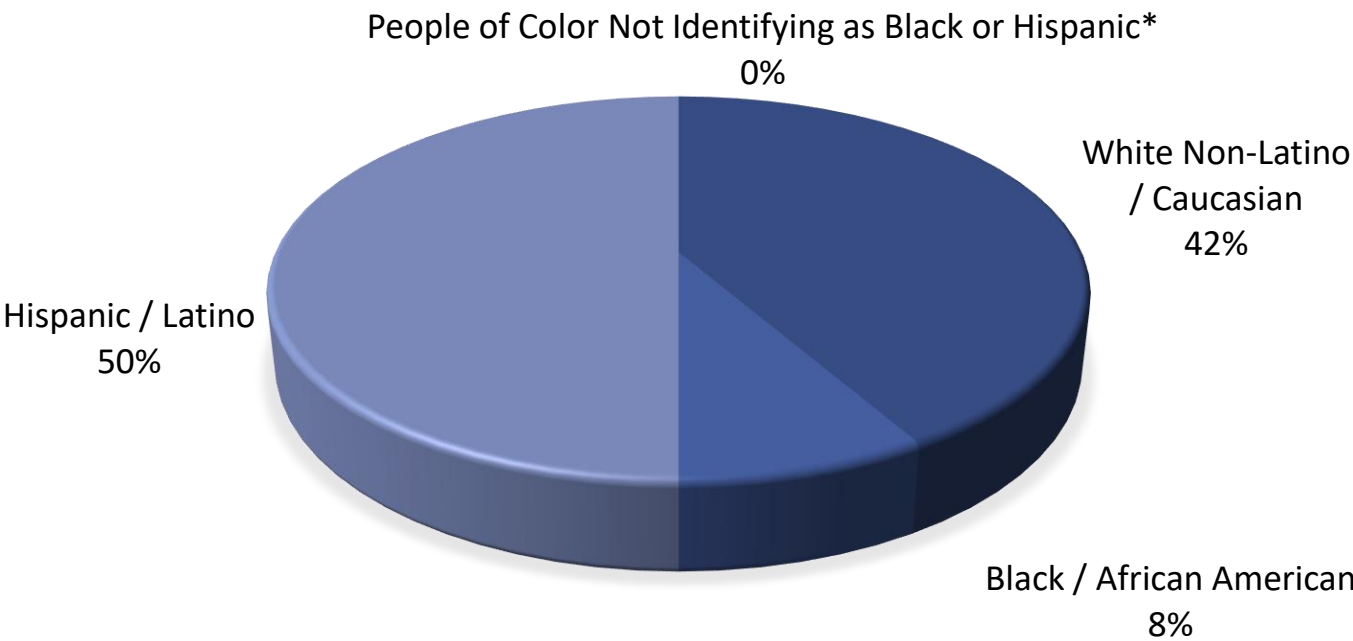
Program Administrator: Crystal Barnhart

cbarnhart@da16co.gov

FFY24 CVC CLAIMS BY CRIMES	CVC CLAIMS PAID	DV RELATED	TOTAL CVC FUNDS
ARSON	1	1	\$ 2,175
ASSAULT	4	0	\$ 10,324
BURGLARY	1	1	\$ 300
CHILD ABUSE	0	0	\$ 0
HOMICIDE	3	2	\$ 6,734
HUMAN TRAFFICKING	0	0	\$ 0
KIDNAPPING	0	0	\$ 0
DUI	0	N / A	\$ 0
OTHER VEHICULAR CRIMES	8	N / A	\$ 18,634
ROBBERY	0	0	\$ 0
SEXUAL ASSAULT	0	0	\$ 0
STALKING	0	0	\$ 0
PROTECTION ORDER VIOLATIONS	0	0	\$ 0
TOTAL 16TH JD CVC CLAIMS PAID	17	4	\$ 38,167
FFY24 CVC CLAIMS BY SERVICES			TOTAL CVC FUNDS
CRIME SCENE CLEAN UP			\$ 0
DEPENDENT CARE			\$ 0
ECONOMIC SUPPORT			\$ 3,538
FUNERAL / BURIAL			\$ 11,654
MEDICAL / DENTAL			\$ 20,115
MENTAL HEALTH			\$ 685
RELOCATION			\$ 0
REPLACEMENT SERVICES			\$ 2,175
TRAVEL			\$ 0
SAFETY & SECURITY			\$ 0
VRA CRIME MOTOR VEHICLE TOWING / IMPOUND FEES			\$ 0
TOTAL 16TH JD CVC PROGRAM FUNDS PAID			\$ 38,167
TOTAL 16TH JD CVC PROGRAM COURT COLLECTIONS			\$ 38,667

16th Judicial District
FFY24 CVC CLAIM DEMOGRAPHICS

16TH JD RACE AND ETHNICITY DEMOGRAPHICS

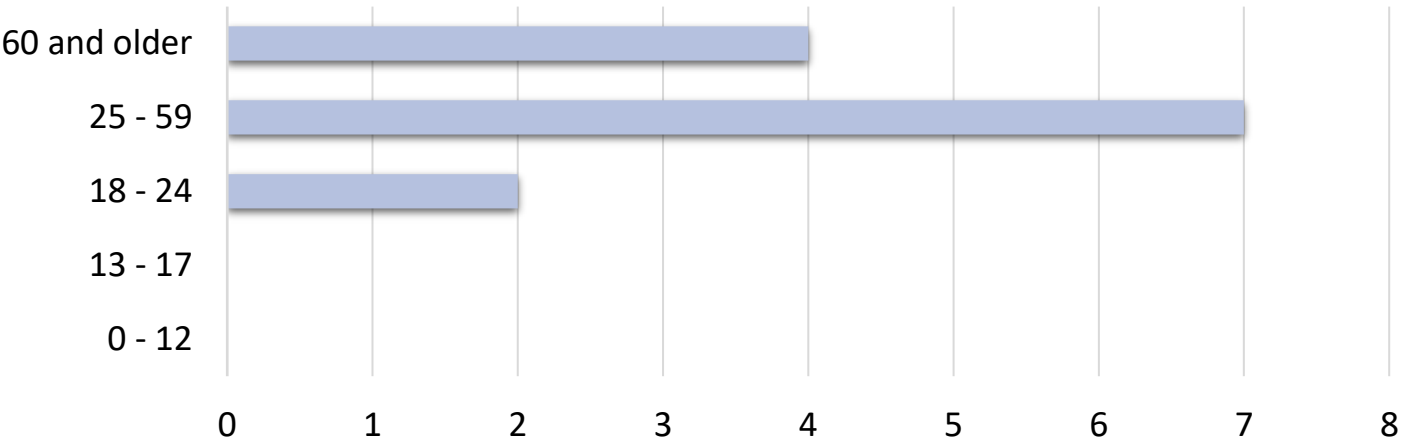


*Includes Native American, Asian, Native Hawaiian / Pacific Islander and Multiple Races

16TH JD GENDER DEMOGRAPHICS



16TH JD AGE DEMOGRAPHICS



17th Judicial District
Adams and Broomfield Counties

www.crimevictimcompensation.org

Program Administrator: Tonya Isenbart

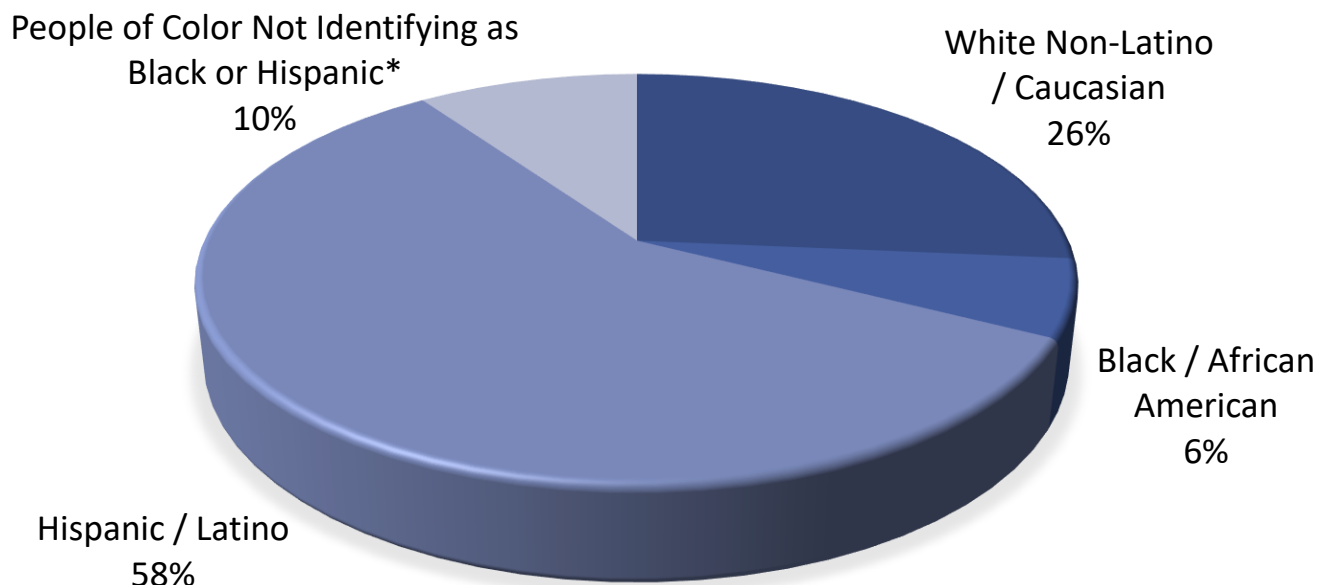
tisenbart@da17.state.co.us

FFY24 CVC CLAIMS BY CRIMES	CVC CLAIMS PAID	DV RELATED	TOTAL CVC FUNDS
ARSON	0	0	\$ 0
ASSAULT	320	178	\$ 848,266
BURGLARY	53	15	\$ 85,177
CHILD ABUSE	247	6	\$ 553,352
HOMICIDE	77	8	\$ 453,670
HUMAN TRAFFICKING	0	0	\$ 0
KIDNAPPING	7	1	\$ 17,721
DUI	7	N / A	\$ 40,387
OTHER VEHICULAR CRIMES	60	N / A	\$ 342,594
ROBBERY	26	0	\$ 55,519
SEXUAL ASSAULT	54	20	\$ 149,053
STALKING	11	9	\$ 25,777
PROTECTION ORDER VIOLATIONS	14	12	\$ 28,459
TOTAL 17TH JD CVC CLAIMS PAID	876	249	\$ 2,599,978
FFY24 CVC CLAIMS BY SERVICES	TOTAL CVC FUNDS		
CRIME SCENE CLEAN UP	\$ 8,400		
DEPENDENT CARE	\$ 0		
ECONOMIC SUPPORT	\$ 405,033		
FUNERAL / BURIAL	\$ 509,055		
MEDICAL / DENTAL	\$ 555,748		
MENTAL HEALTH	\$ 1,043,023		
RELOCATION	\$ 0		
REPLACEMENT SERVICES	\$ 0		
TRAVEL	\$ 0		
SAFETY & SECURITY	\$ 78,719		
VRA CRIME MOTOR VEHICLE TOWING / IMPOUND FEES	\$ 0		
TOTAL 17TH JD CVC PROGRAM FUNDS PAID	\$ 2,599,978		
TOTAL 17TH JD CVC PROGRAM COURT COLLECTIONS	\$ 542,382		
<u>79% LESS THAN PAID</u>			

17th Judicial District


FFY24 CVC CLAIM DEMOGRAPHICS

17TH JD RACE AND ETHNICITY DEMOGRAPHICS

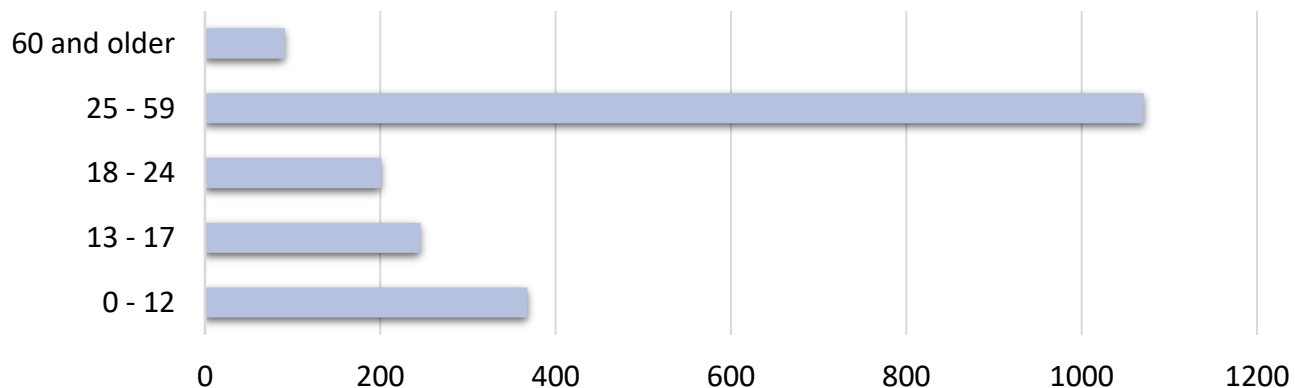


*Includes Native American, Asian, Native Hawaiian / Pacific Islander and Multiple Races

17TH JD GENDER DEMOGRAPHICS



17TH JD AGE DEMOGRAPHICS



18th Judicial District

Arapahoe, Douglas, Elbert and Lincoln Counties

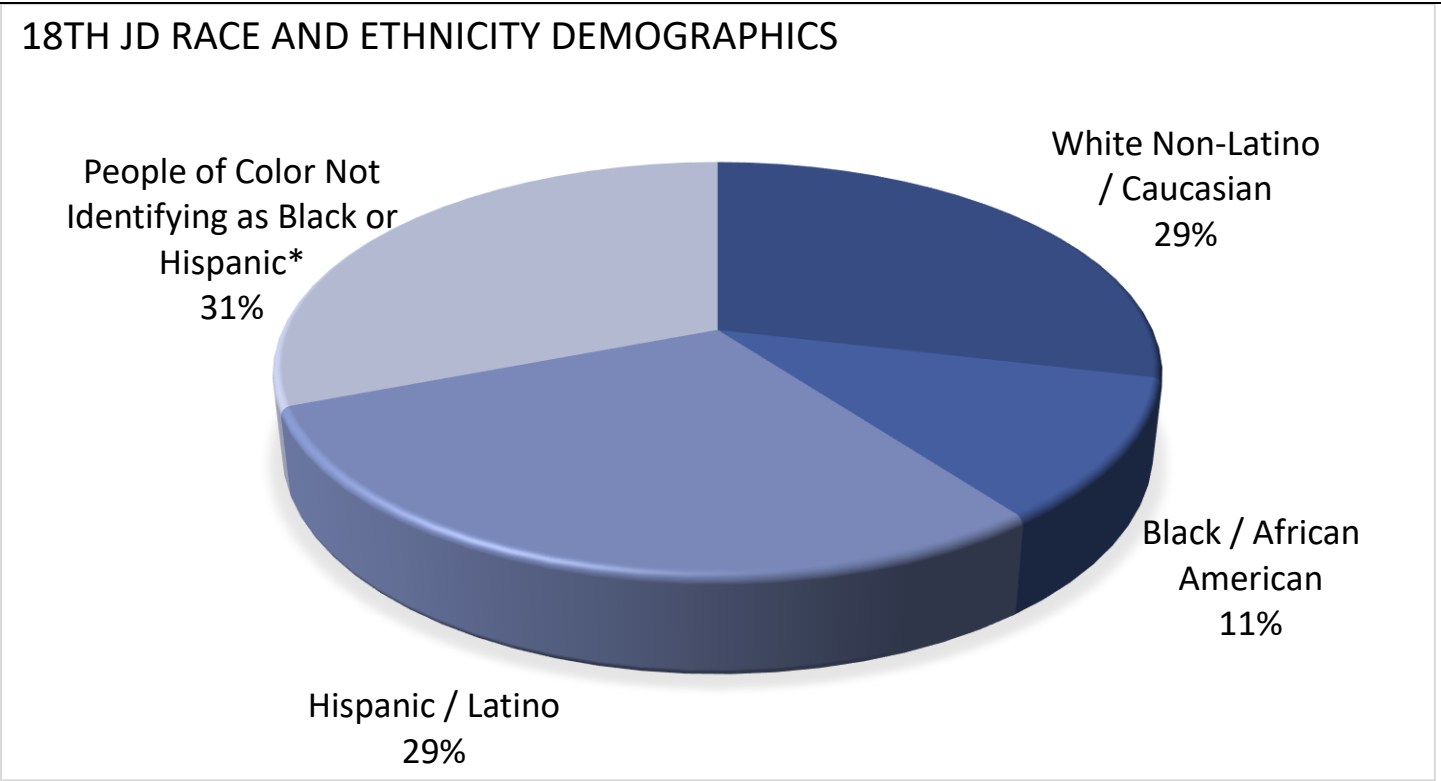
<https://www.da18.org/victims-services/victim-compensation/>

Program Administrator: Wendy Buter

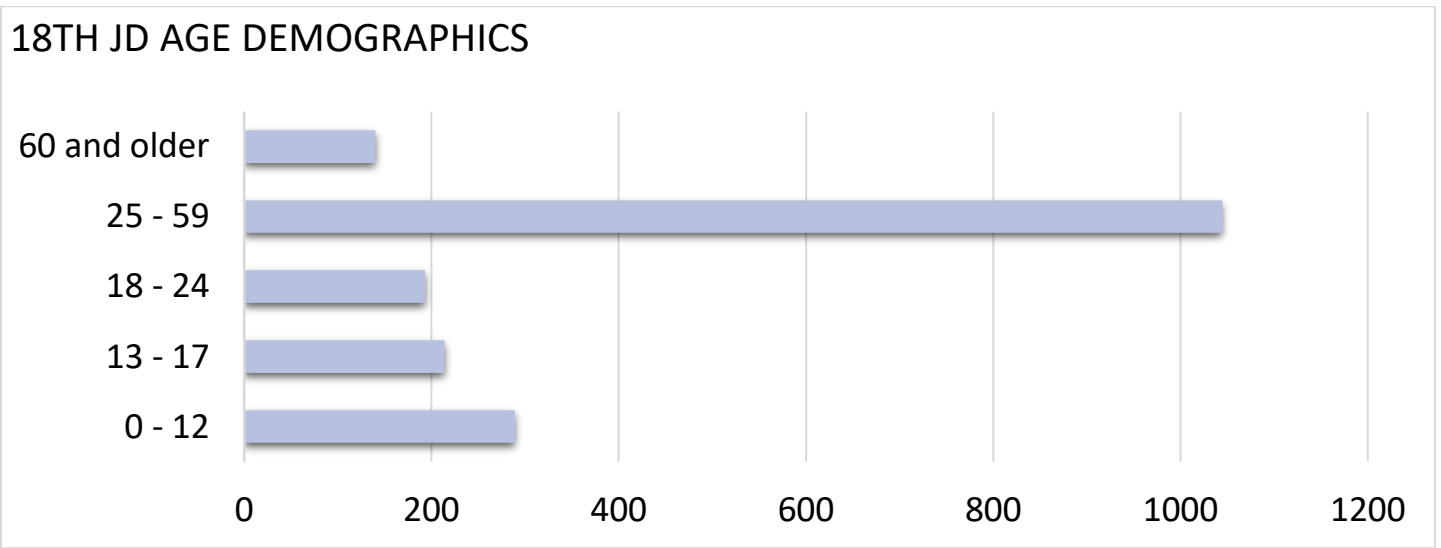
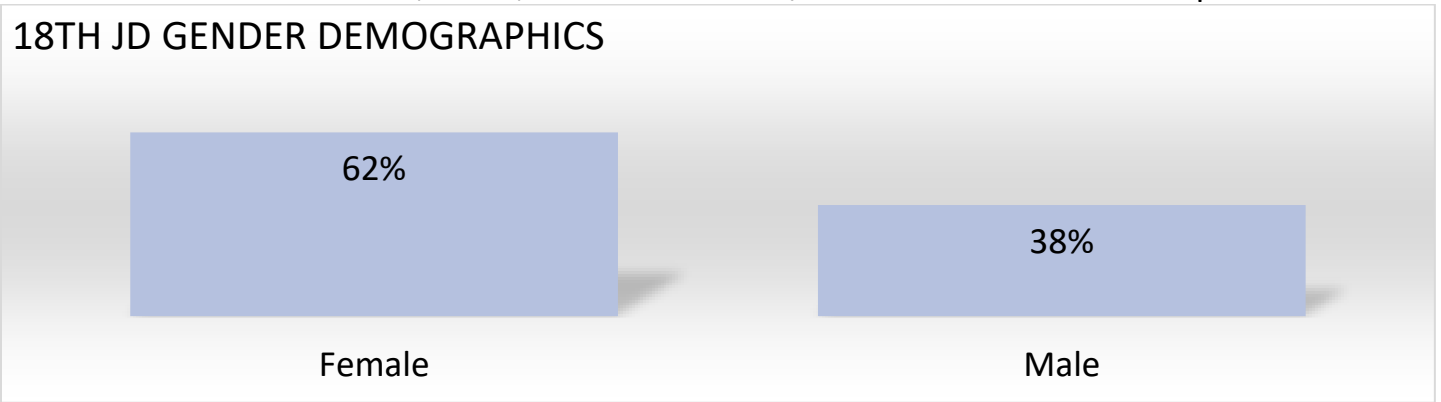
wbuter@coda18.gov

FFY24 CVC CLAIMS BY CRIMES	CVC CLAIMS PAID	DV RELATED	TOTAL CVC FUNDS
ARSON	3	3	\$ 3,674
ASSAULT	317	136	\$ 724,315
BURGLARY	32	15	\$ 32,406
CHILD ABUSE	149	71	\$ 223,975
HOMICIDE	128	30	\$ 438,078
HUMAN TRAFFICKING	0	0	\$ 0
KIDNAPPING	8	6	\$ 3,743
DUI	3	N / A	\$ 3,634
OTHER VEHICULAR CRIMES	73	N / A	\$ 416,091
ROBBERY	26	0	\$ 41,726
SEXUAL ASSAULT	29	6	\$ 38,559
STALKING	2	0	\$ 4,341
PROTECTION ORDER VIOLATIONS	9	7	\$ 12,335
TOTAL 18TH JD CVC CLAIMS PAID	779	274	\$ 1,942,850
FFY24 CVC CLAIMS BY SERVICES	TOTAL CVC FUNDS		
CRIME SCENE CLEAN UP	\$ 8,581		
DEPENDENT CARE	\$ 48,538		
ECONOMIC SUPPORT	\$ 181,049		
FUNERAL / BURIAL	\$ 572,672		
MEDICAL / DENTAL	\$ 559,420		
MENTAL HEALTH	\$ 528,839		
RELOCATION	\$ 0		
REPLACEMENT SERVICES	\$ 0		
TRAVEL	\$ 0		
SAFETY & SECURITY	\$ 43,751		
VRA CRIME MOTOR VEHICLE TOWING / IMPOUND FEES	\$ 0		
TOTAL 18TH JD CVC PROGRAM FUNDS PAID	\$ 1,942,850		
TOTAL 18TH JD CVC PROGRAM COURT COLLECTIONS	\$ 632,524		
<u>67% LESS THAN PAID</u>			

18th Judicial District
FFY24 CVC CLAIM DEMOGRAPHICS



*Includes Native American, Asian, Native Hawaiian / Pacific Islander and Multiple Races



19th Judicial District
Weld County

<https://www.weldda.com/Resources/Victim-Services/Crime-Victim-Compensation>

Program Administrator: Karol Patch

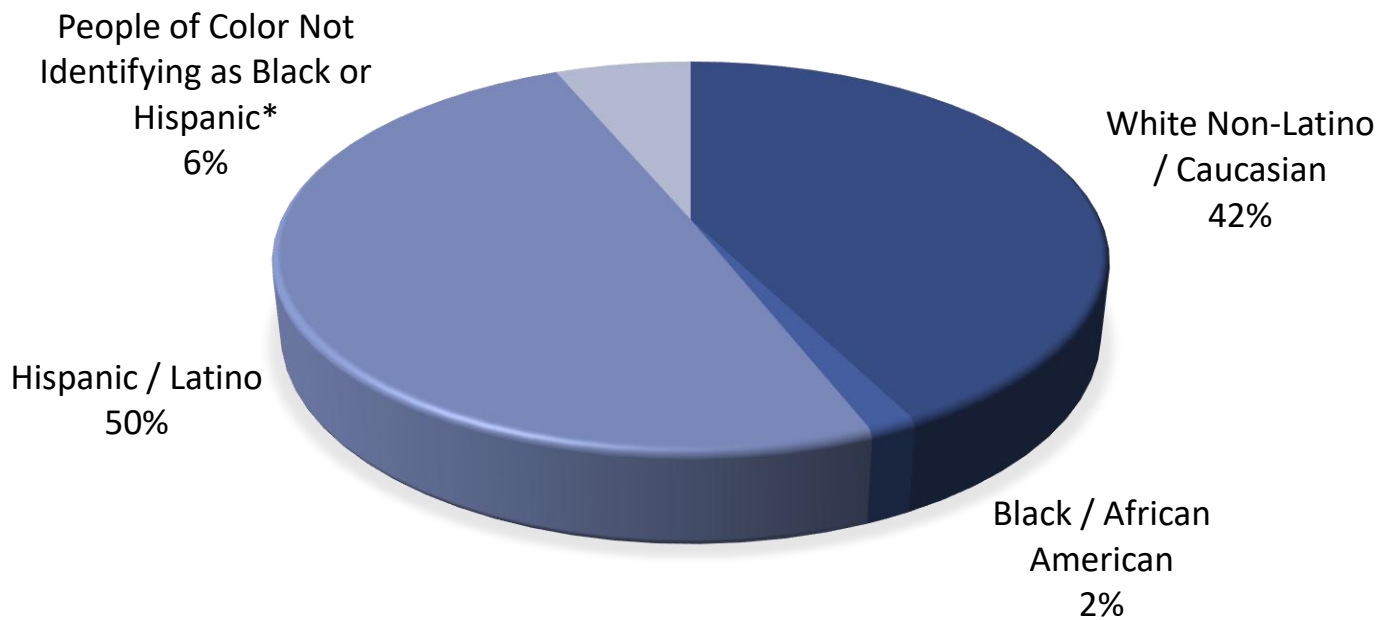
kpach@co.weld.co.us

FFY24 CVC CLAIMS BY CRIMES	CVC CLAIMS PAID	DV RELATED	TOTAL CVC FUNDS
ARSON	2	0	\$ 3,500
ASSAULT	125	65	\$ 388,434
BURGLARY	11	5	\$ 15,762
CHILD ABUSE	49	1	\$ 53,740
HOMICIDE	21	3	\$ 70,025
HUMAN TRAFFICKING	0	0	\$ 0
KIDNAPPING	4	2	\$ 18,159
DUI	3	N / A	\$ 5,333
OTHER VEHICULAR CRIMES	27	N / O A	\$ 249,580
ROBBERY	4	0	\$ 5,063
SEXUAL ASSAULT	19	3	\$ 33,201
STALKING	4	2	\$ 8,245
PROTECTION ORDER VIOLATIONS	3	2	\$ 12,711
TOTAL 19TH JD CVC CLAIMS PAID	272	83	\$ 863,753
FFY24 CVC CLAIMS BY SERVICES	TOTAL CVC FUNDS		
CRIME SCENE CLEAN UP	\$ 13,024		
DEPENDENT CARE	\$ 188		
ECONOMIC SUPPORT	\$ 248,568		
FUNERAL / BURIAL	\$ 126,211		
MEDICAL / DENTAL	\$ 273,001		
MENTAL HEALTH	\$ 92,443		
RELOCATION	\$ 68,288		
REPLACEMENT SERVICES	\$ 0		
TRAVEL	\$ 0		
SAFETY & SECURITY	\$ 42,030		
VRA CRIME MOTOR VEHICLE TOWING / IMPOUND FEES	\$ 0		
TOTAL 19TH JD CVC PROGRAM FUNDS PAID	\$ 863,753		
TOTAL 19TH JD CVC PROGRAM COURT COLLECTIONS	\$ 282,810		
<u>67% LESS THAN PAID</u>			

19th Judicial District


FFY24 CVC CLAIM DEMOGRAPHICS

19TH JD RACE AND ETHNICITY DEMOGRAPHICS

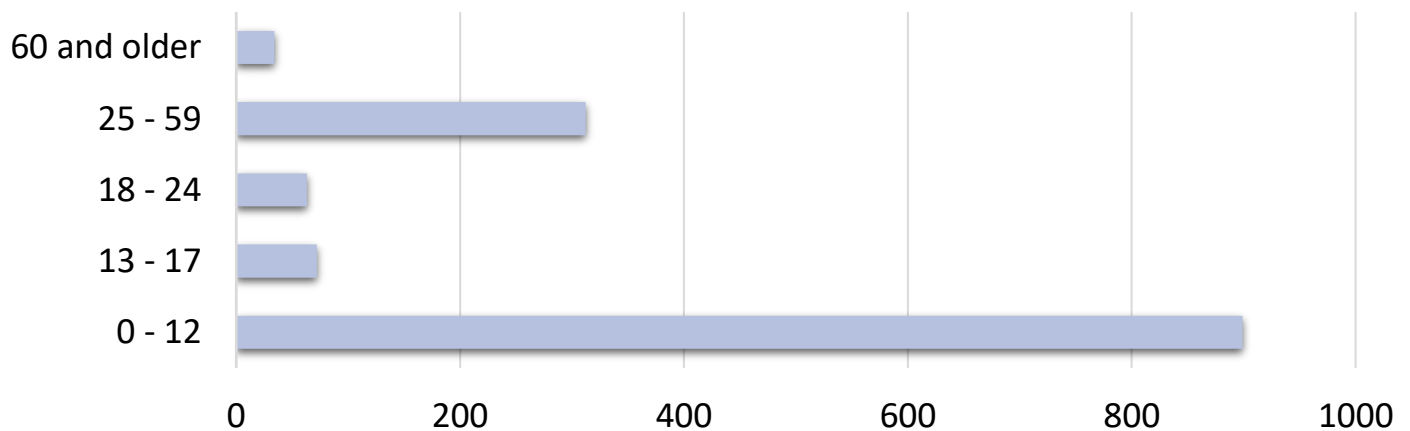


*Includes Native American, Asian, Native Hawaiian / Pacific Islander and Multiple Races

19TH JD GENDER DEMOGRAPHICS



19TH JD AGE DEMOGRAPHICS



20th Judicial District
Boulder County

<https://bouldercounty.gov/district-attorney/cvc>

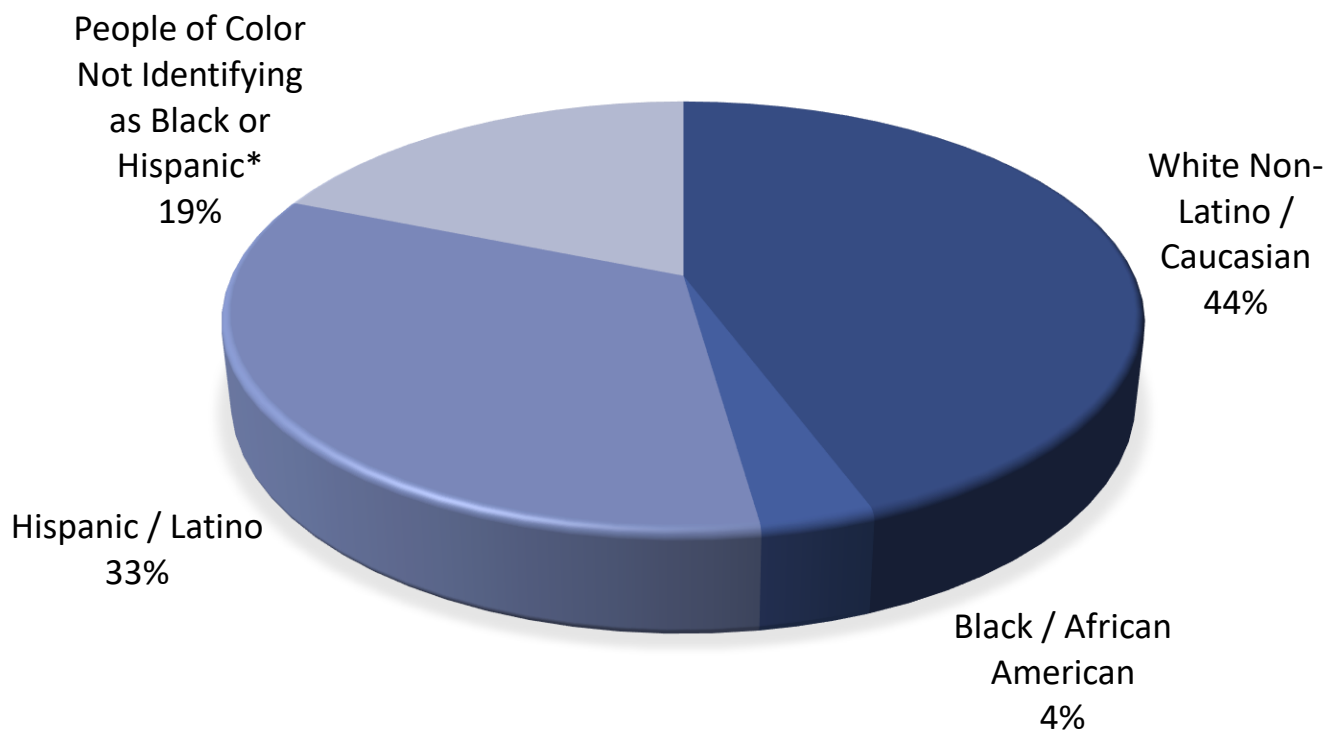
Program Administrator: Kim Stalnacker

kstalnacker@bouldercounty.org

FFY24 CVC CLAIMS BY CRIMES	CVC CLAIMS PAID	DV RELATED	TOTAL CVC FUNDS
ARSON	0	0	\$ 0
ASSAULT	100	47	\$ 273,965
BURGLARY	17	3	\$ 17,330
CHILD ABUSE	46	3	\$ 55,151
HOMICIDE	21	3	\$ 48,097
HUMAN TRAFFICKING	0	0	\$ 0
KIDNAPPING	1	1	\$ 1,301
DUI	1	N / A	\$ 1,505
OTHER VEHICULAR CRIMES	12	N / A	\$ 53,660
ROBBERY	2	0	\$ 7,687
SEXUAL ASSAULT	17	1	\$ 21,984
STALKING	11	9	\$ 17,004
PROTECTION ORDER VIOLATIONS	3	3	\$ 5,991
TOTAL 20TH JD CVC CLAIMS PAID	231	70	\$ 503,675
FFY24 CVC CLAIMS BY SERVICES	TOTAL CVC FUNDS		
CRIME SCENE CLEAN UP	\$ 0		
DEPENDENT CARE	\$ 250		
ECONOMIC SUPPORT	\$ 81,751		
FUNERAL / BURIAL	\$ 41,064		
MEDICAL / DENTAL	\$ 184,739		
MENTAL HEALTH	\$ 140,092		
RELOCATION	\$ 33,639		
REPLACEMENT SERVICES	\$ 3,959		
TRAVEL	\$ 2,757		
SAFETY & SECURITY	\$ 15,424		
VRA CRIME MOTOR VEHICLE TOWING / IMPOUND FEES	\$ 0		
TOTAL 20TH JD CVC PROGRAM FUNDS PAID	\$ 503,675		
TOTAL 20TH JD CVC PROGRAM COURT COLLECTIONS	\$ 214,726		
<u>57% LESS</u> THAN PAID			

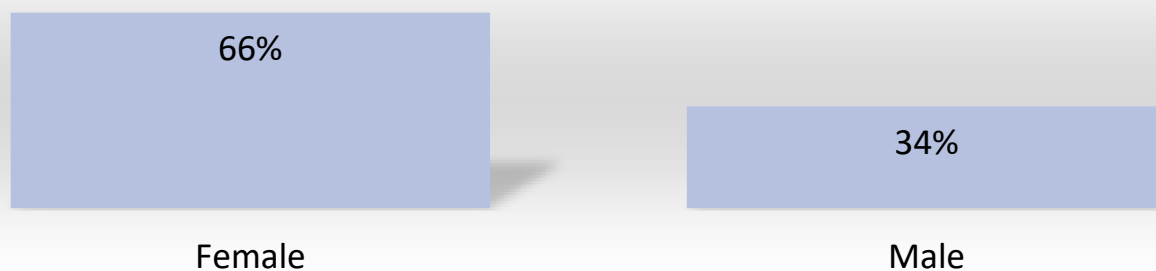
20th Judicial District FFY24 CVC CLAIM DEMOGRAPHICS

20TH JD RACE AND ETHNICITY DEMOGRAPHICS

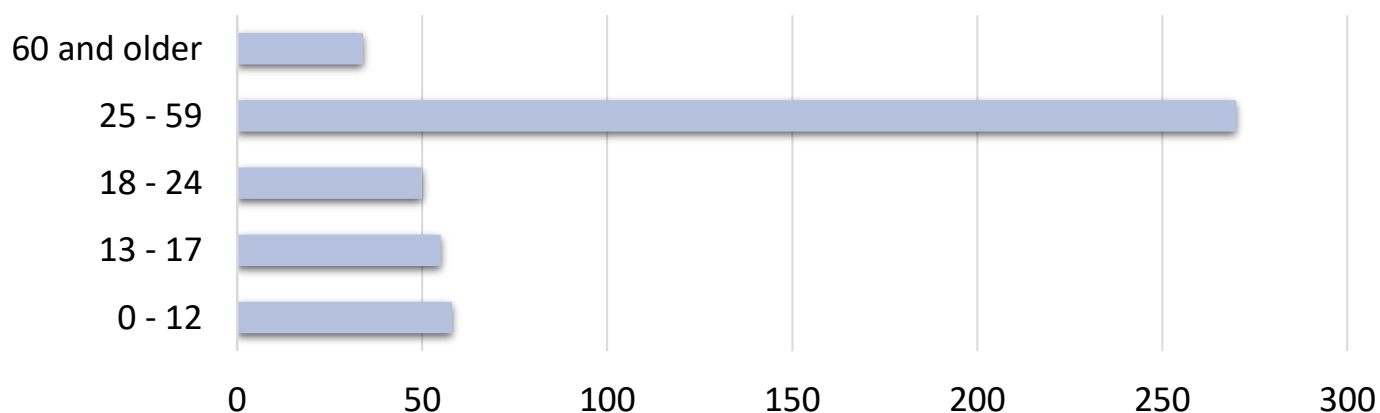


*Includes Native American, Asian, Native Hawaiian / Pacific Islander and Multiple Races

20TH JD GENDER DEMOGRAPHICS



20TH JD AGE DEMOGRAPHICS



21st Judicial District

Mesa County

<https://da.mesacounty.us/victimwitness-program/crime-victim-compensation/>

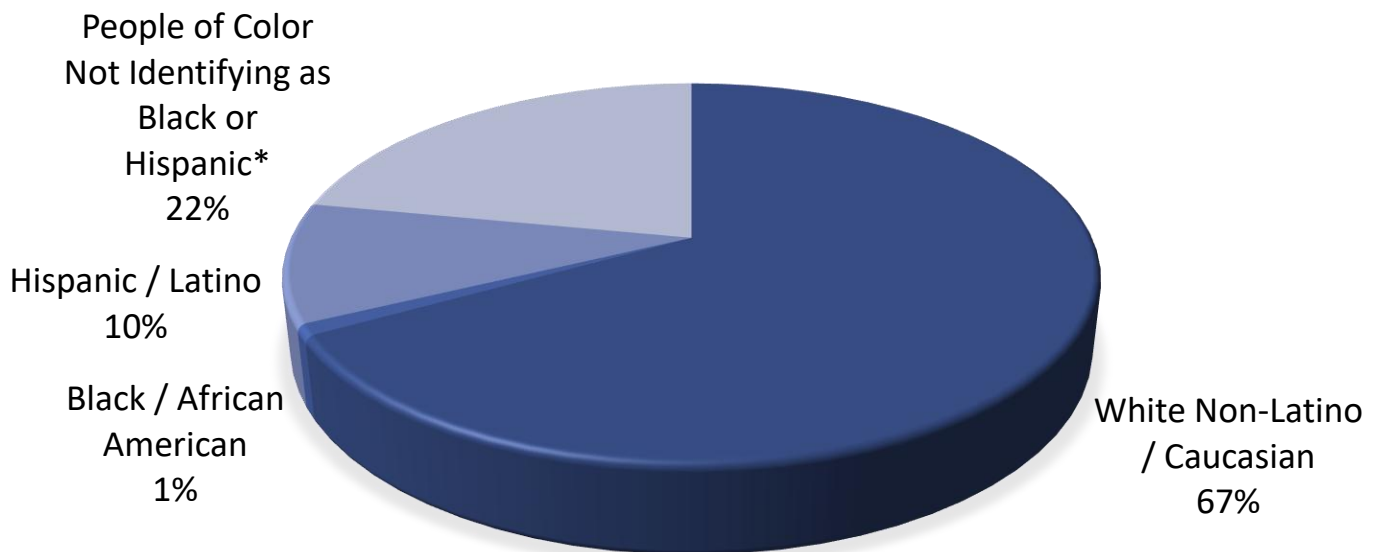
Program Administrator: Jennifer Ballagh

jennifer.ballagh@mesacounty.us

FFY24 CVC CLAIMS BY CRIMES	CVC CLAIMS PAID	DV RELATED	TOTAL CVC FUNDS
ARSON	0	0	\$ 0
ASSAULT	76	47	\$ 289,327
BURGLARY	7	3	\$ 15,901
CHILD ABUSE	75	1	\$ 194,799
HOMICIDE	15	1	\$ 60,435
HUMAN TRAFFICKING	0	0	\$ 0
KIDNAPPING	2	1	\$ 1,491
DUI	1	N / A	\$ 4,774
OTHER VEHICULAR CRIMES	20	N / A	\$ 140,587
ROBBERY	2	1	\$ 1,060
SEXUAL ASSAULT	9	1	\$ 18,361
STALKING	10	8	\$ 14,766
PROTECTION ORDER VIOLATIONS	0	0	\$ 0
TOTAL 21ST JD CVC CLAIMS PAID	217	63	\$ 741,501
FFY24 CVC CLAIMS BY SERVICES			TOTAL CVC FUNDS
CRIME SCENE CLEAN UP			\$ 1,858
DEPENDENT CARE			\$ 0
ECONOMIC SUPPORT			\$ 194,186
FUNERAL / BURIAL			\$ 11,407
MEDICAL / DENTAL			\$ 181,126
MENTAL HEALTH			\$ 270,934
RELOCATION			\$ 68,163
REPLACEMENT SERVICES			\$ 0
TRAVEL			\$ 6,171
SAFETY & SECURITY			\$ 7,656
VRA CRIME MOTOR VEHICLE TOWING / IMPOUND FEES			\$ 0
TOTAL 21ST JD CVC PROGRAM FUNDS PAID			\$ 741,501
TOTAL 21ST JD CVC PROGRAM COURT COLLECTIONS			\$ 243,380
<u>67% LESS THAN PAID</u>			


21st Judicial District FFY24 CVC CLAIM DEMOGRAPHICS

21ST JD RACE AND ETHNICITY DEMOGRAPHICS

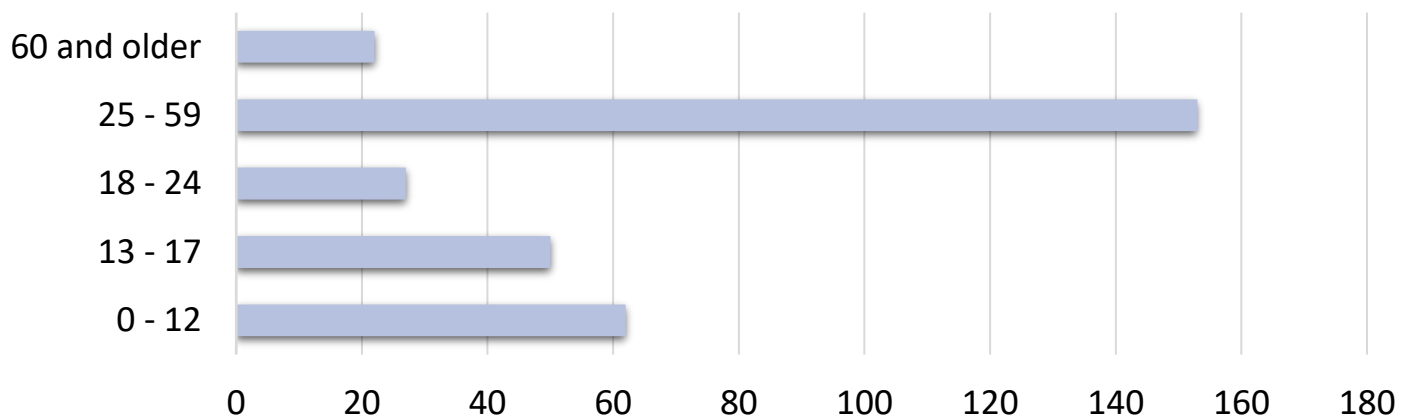


*Includes Native American, Asian, Native Hawaiian / Pacific Islander and Multiple Races

21ST JD GENDER DEMOGRAPHICS



21ST JD AGE DEMOGRAPHICS



22nd Judicial District
Dolores and Montezuma Counties

<https://montezumacounty.org/services/district-attorney/victim-compensation-program/>

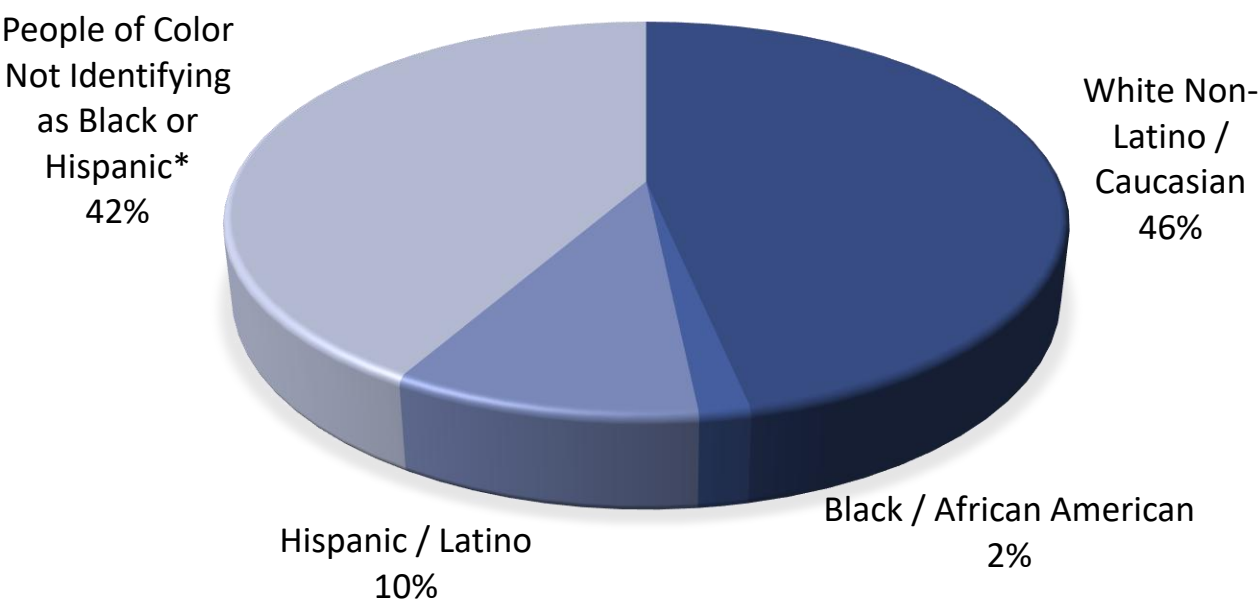
Program Administrator: Stephanie Carver

scarver@co.montezuma.co.us

FFY24 CVC CLAIMS BY CRIMES	CVC CLAIMS PAID	DV RELATED	TOTAL CVC FUNDS
ARSON	0	0	\$ 0
ASSAULT	25	9	\$ 21,248
BURGLARY	0	0	\$ 0
CHILD ABUSE	3	0	\$ 2,774
HOMICIDE	1	0	\$ 805
HUMAN TRAFFICKING	0	0	\$ 0
KIDNAPPING	0	0	\$ 0
DUI	0	N / A	\$ 0
OTHER VEHICULAR CRIMES	7	N / A	\$ 14,133
ROBBERY	0	0	\$ 0
SEXUAL ASSAULT	0	0	\$ 0
STALKING	0	0	\$ 0
PROTECTION ORDER VIOLATIONS	0	0	\$ 0
TOTAL 22nd JD CVC CLAIMS PAID	35	9	\$ 38,960
FFY24 CVC CLAIMS BY SERVICES	TOTAL CVC FUNDS		
CRIME SCENE CLEAN UP	\$ 0		
DEPENDENT CARE	\$ 0		
ECONOMIC SUPPORT	\$ 11,708		
FUNERAL / BURIAL	\$ 529		
MEDICAL / DENTAL	\$ 13,432		
MENTAL HEALTH	\$ 347		
RELOCATION	\$ 11,695		
REPLACEMENT SERVICES	\$ 0		
TRAVEL	\$ 0		
SAFETY & SECURITY	\$ 619		
VRA CRIME MOTOR VEHICLE TOWING / IMPOUND FEES	\$ 630		
TOTAL 22ND JD CVC PROGRAM FUNDS PAID	\$ 38,960		
TOTAL 22ND JD CVC PROGRAM COURT COLLECTIONS	\$ 36,055		


22nd Judicial District
FFY24 CVC CLAIM DEMOGRAPHICS

22ND JD RACE AND ETHNICITY DEMOGRAPHICS

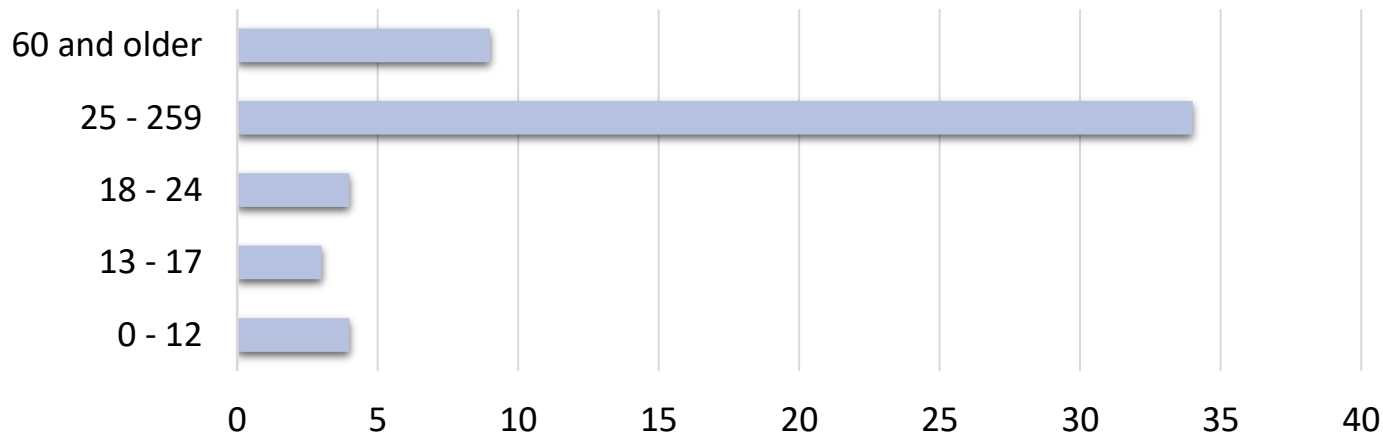


*Includes Native American, Asian, Native Hawaiian / Pacific Islander and Multiple Races

22ND JD GENDER DEMOGRAPHICS



22ND JD AGE DEMOGRAPHICS



Colorado Crime Victim Compensation Contact Information

Thank you for your time in reviewing the Colorado Crime Victim Compensation FFY 2024 Program Report.

This report reflects the critical financial assistance provided to victims of crime throughout Colorado. Additional information about Colorado's Crime Victim Compensation Programs is available on the Division of Criminal Justice, Office for Victims Program's website at:

dcj.colorado.gov/crime-victim-compensation

General questions about the CVC Program resources and referrals may also be directed to:

The Division of Criminal Justice

Office for Victims Programs

700 Kipling Street, Suite 1000

Denver, CO 80215

720 672-2166 or 303 239-5719
